

DMM
Internet-Draft
Intended status: Informational
Expires: September 10, 2015

H. Chan
Huawei Technologies
March 9, 2015

Enhanced Mobility Anchoring
draft-chan-dmm-distributed-mobility-anchoring-00

Abstract

This document defines the mobility management protocol solutions in the context of a distributed mobility management deployment. Such solutions consider the problem of assigning a mobility anchor and a gateway at the initiation of a session. In addition, the mid-session switching of the mobility anchor in a distributed mobility management environment is considered.

Status of this Memo

This Internet-Draft is submitted in full conformance with the provisions of BCP 78 and BCP 79.

Internet-Drafts are working documents of the Internet Engineering Task Force (IETF). Note that other groups may also distribute working documents as Internet-Drafts. The list of current Internet-Drafts is at <http://datatracker.ietf.org/drafts/current/>.

Internet-Drafts are draft documents valid for a maximum of six months and may be updated, replaced, or obsoleted by other documents at any time. It is inappropriate to use Internet-Drafts as reference material or to cite them other than as "work in progress."

This Internet-Draft will expire on September 10, 2015.

Copyright Notice

Copyright (c) 2015 IETF Trust and the persons identified as the document authors. All rights reserved.

This document is subject to BCP 78 and the IETF Trust's Legal Provisions Relating to IETF Documents (<http://trustee.ietf.org/license-info>) in effect on the date of publication of this document. Please review these documents carefully, as they describe your rights and restrictions with respect to this document. Code Components extracted from this document must include Simplified BSD License text as described in Section 4.e of the Trust Legal Provisions and are provided without warranty as

described in the Simplified BSD License.

Table of Contents

1. Introduction	3
2. Conventions and Terminology	3
3. Anchor Selection and Switching	5
3.1. IP anchoring in network of attachment	5
3.2. IP anchoring not in network of attachment	6
3.3. Changing IP anchoring in mid-session	7
3.4. Moving IP anchoring in mid-session	7
3.5. Anchoring a session	8
3.6. Changing session anchoring in mid-session	9
4. Security Considerations	10
5. IANA Considerations	10
6. References	11
6.1. Normative References	11
6.2. Informative References	11
Author's Address	12

1. Introduction

A key requirement in distributed mobility management [I-D.ietf-dmm-requirements] is to enable traffic to avoid traversing single mobility anchor far from the optimal route. Recent developments in research and standardization with respect to future deployment models call for far more flexibility in network function operation and management. For example, the work on service function chaining at the IETF (SFC WG) has already identified a number of use cases for data centers. Although the work in SFC is not primarily concerned with mobile networks, the impact on IP-based mobile networks is not hard to see as by now most hosts connected to the Internet do so over a wireless medium. For instance, as a result of a dynamic re-organization of service chain a non-optimal route between mobile nodes may arise if pme relies solely on centralized mobility management. As discussed earlier in the distributed mobility management working group (DMM WG) this may also occur when the mobile node has moved such that both the mobile node and the correspondent node are far from the mobility anchor via which the traffic is routed.

Recall that distributed mobility management solutions do not make use of centrally deployed mobility anchor. As such, an application session SHOULD be able to have its traffic passing from one mobility anchor to another as the mobile node moves, or when changing operation and management (OAM) requirements call for mobility anchor switching, thus avoiding non-optimal routes. This draft proposes enhanced mobility anchoring.

2. Conventions and Terminology

The key words "MUST", "MUST NOT", "REQUIRED", "SHALL", "SHALL NOT", "SHOULD", "SHOULD NOT", "RECOMMENDED", "MAY", and "OPTIONAL" in this document are to be interpreted as described in [RFC2119].

All general mobility-related terms and their acronyms used in this document are to be interpreted as defined in the Mobile IPv6 base specification [RFC6275], the Proxy Mobile IPv6 specification [RFC5213], and the DMM current practices and gap analysis [RFC7429]. This includes terms such as mobile node (MN), correspondent node (CN), home agent (HA), home address (HoA), care-of-address (CoA), local mobility anchor (LMA), and mobile access gateway (MAG).

In addition, this document uses the following term:

Home network of an application session (or of an HoA): the network that has allocated the IP address (HoA) used for the session identifier by the application running in an MN. An MN may be running multiple application sessions, and each of these sessions can have a different home network.

Anchoring Function (AF): allocation to a mobile node of an IP address, i.e., Home Address (HoA), or prefix, i.e., Home Network Prefix (HNP) topologically anchored by the advertising node. That is, the anchor node is able to advertise a connected route into the routing infrastructure for the allocated IP prefixes. This is a basic function of a mobility anchor. With separation of control plane and data plane, this function may reside in a control plane anchor. Then the anchor function performs the IP prefix or address allocation and the route advertisement for an IP anchor in the data plane.

Session anchoring: A session or a flow is anchored to a node or nodes when the packets of the flow traverse at least one such nodes.

IP anchoring: An IP address or prefix is typologically anchored to a node by an anchor function. The IP packet will travel along a route which traverses that node. The packet will also traverse that node if the IP address does not change. Yet the IP address is changed at another node before it reaches that node, it will be redirected with the new IP address along a new route which may not traverse the original node.

Internetwork Location Management (LM) function: managing and keeping track of the internetwork location of an MN. The location information may be a binding of the IP advertised address/prefix, e.g., HoA or HNP, to the IP routing address of the MN or of a node that can forward packets destined to the MN. It is a control plane function.

In a client-server protocol model, location query and update messages may be exchanged between a Location Management client (LMc) and a Location Management server (LMs). With separation of control plane and data plane, this function may reside in a control plane anchor.

Forwarding Management (FM) function: Forwarding Management (FM) function: packet interception and forwarding to/from the IP address/prefix assigned to the MN, based on the internetwork location information, either to the destination or to some other network element that knows how to forward the packets to their destination.

With separation of control plane and data plane, FM may split into a FM part in the control plane (FM-CP) which may be a function in a control plane anchor or mobility controller and a FM part in the data plane (FM-DP) which may be the function of a data plane anchor.

3. Anchor Selection and Switching

When an IP prefix or address is topologically anchored to a node (data plane node), the anchor function will advertise connected route for it. Then an IP packet with this IP address as its destination address will be forwarded along a path that traverses through this IP anchoring node.

When a session or flow is anchored to a node (data plane node), the packets of the flow will traverse at least one such session anchoring node.

A session anchoring node may differ from an IP anchoring node for an IP address of the session.

3.1. IP anchoring in network of attachment

An IP prefix or address may be anchored to the access router to which the MN is attached.

For example, when an MN attaches to a network or moves to a new network, it is allocated an IP prefix from that network. It configures from this prefix an IP address which is typically a dynamic IP address. It then uses this IP address when it starts a new application session (an IP flow). Packets to the MN in this flow simply follows the forwarding table for as long as the MN stays in that network.

In this example, the flow may have terminated before the MN moves to a new network. Otherwise, the flow may close and then restart using a new IP address configured in the new network.



Figure 1. IP anchoring in network of attachment.

3.2. IP anchoring not in network of attachment

An IP prefix or address may be anchored to an access router in a different network to which the MN is attached. The anchor function is then in a network different from the network of attachment.

An example is in using a static IP address which does not belong to the network of attachment.

Another example when an MN moves to a new network is as follows. The MN has an ongoing session which was initialized in a prior network of attachment using an IP address belonging to the network where it was initialized as was described in Section 3.1. When the session is unable to change its IP address it may continue to use its original IP address which is anchored not in the current network of attachment but in the network where the original IP address belongs. Mobility support is needed to enable the ongoing session to use this original IP address.



Figure 2. IP anchoring not in network of attachment.

3.3. Changing IP anchoring in mid-session

With the MN in the example in Section 3.1 it may be desirable that the flow can change to the new IP address configured in the new network. The packets of this flow may then follow the forwarding table without requiring IP layer mobility support. Yet the flow may be using a higher layer mobility support which is not in the scope of this document to change the IP address of the flow.




Figure 3. Changing IP anchoring.

3.4. Moving IP anchoring in mid-session

The IP anchoring may move without changing the IP address of the flow.

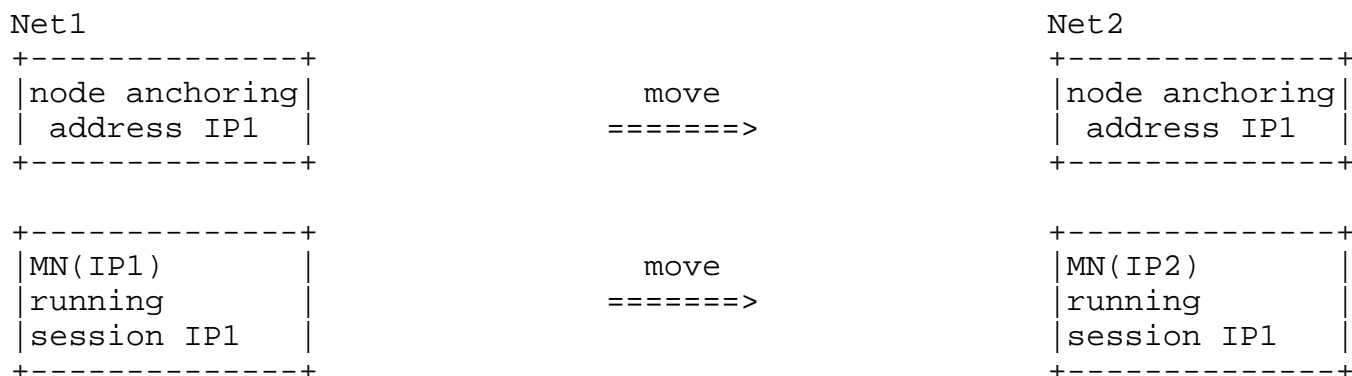


Figure 4. Moving IP anchoring.

As an MN with an ongoing session move to a new network, the session may preserve session continuity by moving the IP anchoring of its original IP address to the new network. Then the IP anchoring which

was advertising the prefix in the original network will need to move to the new network. As the IP anchoring in the new network advertises the prefix of the session in the new network, the forwarding tables will be updated so that packets of the ongoing session will follow the updated forwarding tables.

3.5. Anchoring a session

As an MN with an ongoing session move to a new network, the session may use the original IP address for session continuity by anchoring the session to some nodes (data plane nodes) and redirecting the packets of this session to traverse through these session anchoring nodes.

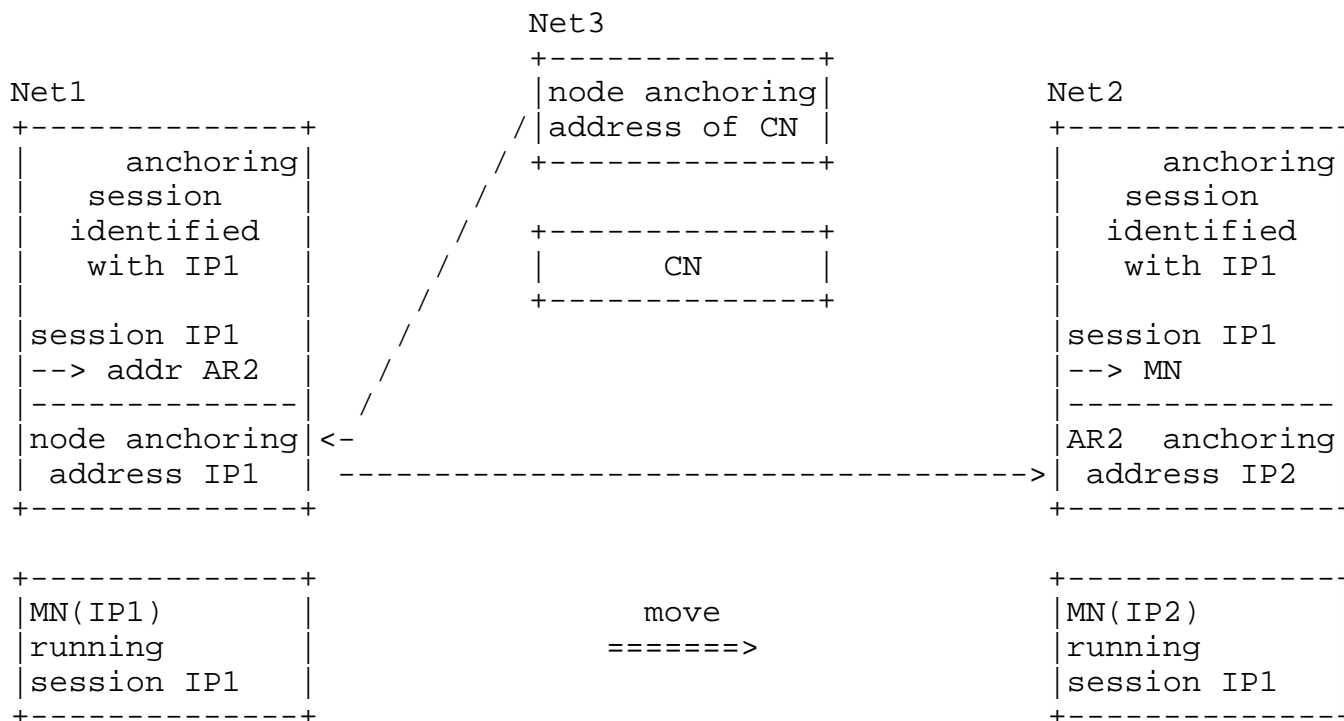


Figure 5. Session anchoring.

For example, a first node to anchor the session may be at the IP anchoring of the original IP address in the original network. A second node to anchor the session may be in the new network. Then packets of this session traverse the session anchoring in both the original network and the new network. Forwarding management function at these nodes may be used to direct the flow to traverse them.

The session's packets from the CN to the MN will then first be forwarded to the IP anchoring node in the original network where it

is intercepted by the first session anchoring node. The session anchoring node may possess forwarding management function to forward the packets to the second session anchoring node in the new network.

In host-based mobility management, the session may be anchored in the new network to the MN itself.

In network-based mobility management, the session may be anchored to an access router to which the MN is attached in the new network. The access router may then forward the packet to the MN at L2.

3.6. Changing session anchoring in mid-session

The route of the packets of an ongoing session traversing the original network and the MN's new network of attachment is not necessarily optimal. It can be unnecessarily long especially when the session anchoring nodes are far from each other even when the MN and CN are close to each other. A shorter route results when the session is anchored in both the CN's network and the MN's network. An example to achieve this is to move the session anchoring from the original network to the CN's network.

0123456789012345678901234567890123456789012345678901234567890123456789

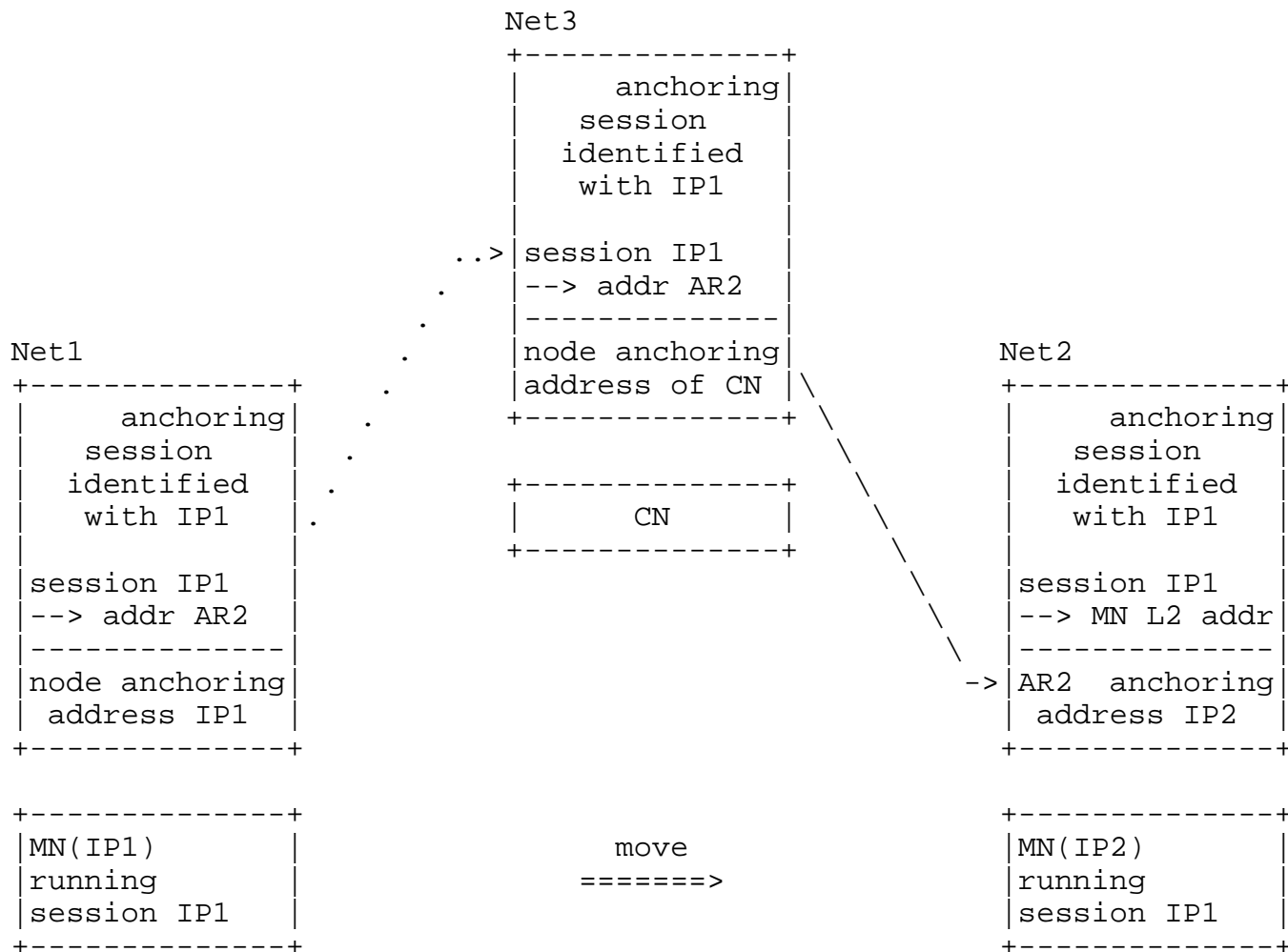


Figure 6. Changing session anchoring.

4. Security Considerations

TBD

5. IANA Considerations

This document presents no IANA considerations.

6. References

6.1. Normative References

- [I-D.ietf-dmm-requirements]
Chan, A., Liu, D., Seite, P., Yokota, H., and J. Korhonen,
"Requirements for Distributed Mobility Management",
draft-ietf-dmm-requirements-17 (work in progress),
June 2014.
- [I-D.seite-dmm-dma]
Seite, P., Bertin, P., and J. Lee, "Distributed Mobility
Anchoring", draft-seite-dmm-dma-07 (work in progress),
February 2014.
- [I-D.yokota-dmm-scenario]
Yokota, H., Seite, P., Demaria, E., and Z. Cao, "Use case
scenarios for Distributed Mobility Management",
draft-yokota-dmm-scenario-00 (work in progress),
October 2010.
- [RFC2119] Bradner, S., "Key words for use in RFCs to Indicate
Requirement Levels", BCP 14, RFC 2119, March 1997.
- [RFC5213] Gundavelli, S., Leung, K., Devarapalli, V., Chowdhury, K.,
and B. Patil, "Proxy Mobile IPv6", RFC 5213, August 2008.
- [RFC6241] Enns, R., Bjorklund, M., Schoenwaelder, J., and A.
Bierman, "Network Configuration Protocol (NETCONF)",
RFC 6241, June 2011.
- [RFC6275] Perkins, C., Johnson, D., and J. Arkko, "Mobility Support
in IPv6", RFC 6275, July 2011.
- [RFC7429] Liu, D., Zuniga, JC., Seite, P., Chan, H., and CJ.
Bernardos, "Distributed Mobility Management: Current
Practices and Gap Analysis", RFC 7429, January 2015.

6.2. Informative References

- [Paper-Distributed.Mobility.PMIP]
Chan, H., "Proxy Mobile IP with Distributed Mobility
Anchors", Proceedings of GlobeCom Workshop on Seamless
Wireless Mobility, December 2010.
- [Paper-Distributed.Mobility.Review]
Chan, H., Yokota, H., Xie, J., Seite, P., and D. Liu,
"Distributed and Dynamic Mobility Management in Mobile
Internet: Current Approaches and Issues", February 2011.

Author's Address

H Anthony Chan
Huawei Technologies
5340 Legacy Dr. Building 3
Plano, TX 75024
USA

Email: h.a.chan@ieee.org