

Transport Area Working Group
Internet-Draft
Intended status: Best Current Practice
Expires: December 14, 2015

J. Saldana
University of Zaragoza
D. Wing
Cisco Systems
J. Fernandez Navajas
University of Zaragoza
M. Perumal
Ericsson
F. Pascual Blanco
Telefonica I+D
June 12, 2015

Tunneling Compressing and Multiplexing (TCM) Traffic Flows. Reference
Model
draft-saldana-tsvwg-tcmtf-09

Abstract

Tunneling, Compressing and Multiplexing (TCM) is a method for improving the bandwidth utilization of network segments that carry multiple small-packet flows in parallel sharing a common path. The method combines different protocols for header compression, multiplexing, and tunneling over a network path for the purpose of reducing the bandwidth. The amount of packets per second can also be reduced.

This document describes the TCM framework and the different options which can be used for each layer (header compression, multiplexing and tunneling).

Status of This Memo

This Internet-Draft is submitted to IETF in full conformance with the provisions of BCP 78 and BCP 79.

Internet-Drafts are working documents of the Internet Engineering Task Force (IETF). Note that other groups may also distribute working documents as Internet-Drafts. The list of current Internet-Drafts is at <http://datatracker.ietf.org/drafts/current/>.

Internet-Drafts are draft documents valid for a maximum of six months and may be updated, replaced, or obsoleted by other documents at any time. It is inappropriate to use Internet-Drafts as reference material or to cite them other than as "work in progress."

This Internet-Draft will expire on December 14, 2015.

Copyright Notice

Copyright (c) 2015 IETF Trust and the persons identified as the document authors. All rights reserved.

This document is subject to BCP 78 and the IETF Trust's Legal Provisions Relating to IETF Documents (<http://trustee.ietf.org/license-info>) in effect on the date of publication of this document. Please review these documents carefully, as they describe your rights and restrictions with respect to this document.

Table of Contents

1.	Introduction	3
1.1.	Requirements Language	3
1.2.	Bandwidth efficiency of flows sending small packets	3
1.2.1.	Real-time applications using RTP	3
1.2.2.	Real-time applications not using RTP	4
1.2.3.	Other applications generating small packets	4
1.2.4.	Optimization of small-packet flows	5
1.2.5.	Energy consumption considerations	6
1.3.	Terminology	6
1.4.	Scenarios of application	7
1.4.1.	Multidomain scenario	7
1.4.2.	Single domain	8
1.4.3.	Private solutions	9
1.4.4.	Mixed scenarios	11
1.5.	Potential beneficiaries of TCM optimization	12
1.6.	Current Standard for VoIP	13
1.7.	Current Proposal	13
2.	Protocol Operation	15
2.1.	Models of implementation	15
2.2.	Choice of the compressing protocol	16
2.2.1.	Context Synchronization in EC RTP	17
2.2.2.	Context Synchronization in ROHC	18
2.3.	Multiplexing	18
2.4.	Tunneling	19
2.4.1.	Tunneling schemes over IP: L2TP and GRE	19
2.4.2.	MPLS tunneling	19
2.5.	Encapsulation Formats	19
3.	Contributing Authors	20
4.	Acknowledgements	22
5.	IANA Considerations	22
6.	Security Considerations	22
7.	References	23
7.1.	Normative References	23
7.2.	Informative References	24

Authors' Addresses	26
------------------------------	----

1. Introduction

This document describes a way to combine different protocols for header compression, multiplexing and tunneling to save bandwidth for applications that generate long-term flows of small packets.

1.1. Requirements Language

The key words "MUST", "MUST NOT", "REQUIRED", "SHALL", "SHALL NOT", "SHOULD", "SHOULD NOT", "RECOMMENDED", "MAY", and "OPTIONAL" in this document are to be interpreted as described in RFC 2119 [RFC2119].

1.2. Bandwidth efficiency of flows sending small packets

The interactivity demands of some real-time services (VoIP, videoconferencing, telemedicine, video surveillance, online gaming, etc.) require a traffic profile consisting of high rates of small packets, which are necessary in order to transmit frequent updates between the two extremes of the communication. These services also demand low network delays. In addition, some other services also use small packets, although they are not delay-sensitive (e.g., instant messaging, M2M packets sending collected data in sensor networks or IoT scenarios using wireless or satellite scenarios). For both the delay-sensitive and delay-insensitive applications, their small data payloads incur significant overhead.

When a number of flows based on small packets (small-packet flows) share the same path, their traffic can be optimized by multiplexing packets belonging to different flows. As a consequence, bandwidth can be saved and the amount of packets per second can be reduced. If a number of small packets are waiting in the buffer, they can be multiplexed and transmitted together. In addition, if a transmission queue has not already been formed but multiplexing is desired, it is necessary to add a delay in order to gather a number of packets. This delay has to be maintained under some threshold if the service presents tight delay requirements. It is a believed fact that this delay and jitter can be of the same order of magnitude or less than other common sources of delay and jitter currently present on the Internet without causing harm to flows that employ congestion control based on delay.

1.2.1. Real-time applications using RTP

The first design of the Internet did not include any mechanism capable of guaranteeing an upper bound for delivery delay, taking into account that the first deployed services were e-mail, file

transfer, etc., in which delay is not critical. RTP [RTP] was first defined in 1996 in order to permit the delivery of real-time contents. Nowadays, although there are a variety of protocols used for signaling real-time flows (SIP [SIP], H.323 [H.323], etc.), RTP has become the standard par excellence for the delivery of real-time content.

RTP was designed to work over UDP datagrams. This implies that an IPv4 packet carrying real-time information has to include 40 bytes of headers: 20 for IPv4 header, 8 for UDP, and 12 for RTP. This overhead is significant, taking into account that many real-time services send very small payloads. It becomes even more significant with IPv6 packets, as the basic IPv6 header is twice the size of the IPv4 header. Table 1 illustrates the overhead problem of VoIP for two different codecs.

IPv4	IPv6
IPv4+UDP+RTP: 40 bytes header	IPv6+UDP+RTP: 60 bytes header
G.711 at 20 ms packetization: 25% header overhead	G.711 at 20 ms packetization: 37.5% header overhead
G.729 at 20 ms packetization: 200% header overhead	G.729 at 20 ms packetization: 300% header overhead

Table 1: Efficiency of different voice codecs

1.2.2. Real-time applications not using RTP

At the same time, there are many real-time applications that do not use RTP. Some of them send UDP (but not RTP) packets, e.g., First Person Shooter (FPS) online games [First-person], for which latency is very critical. The quickness and the movements of the players are important, and can decide the result of the game. In addition to latency, these applications may be sensitive to jitter and, to a lesser extent, to packet loss [Gamers], since they implement mechanisms for packet loss concealment.

1.2.3. Other applications generating small packets

Other applications without delay constraints are also becoming popular some examples are instant messaging, M2M packets sending collected data in sensor networks using wireless or satellite scenarios, IoT traffic generated in Constrained RESTful Environments, where UDP packets are employed [RFC7252]. The number of wireless M2M (machine-to-machine) connections is steady growing since a few years, and a share of these is being used for delay-intolerant applications,

e.g., industrial SCADA (Supervisory Control And Data Acquisition), power plant monitoring, smart grids, asset tracking.

1.2.4. Optimization of small-packet flows

In the moments or places where network capacity gets scarce, allocating more bandwidth is a possible solution, but it implies a recurring cost. However, including optimization techniques between a pair of network nodes (able to reduce bandwidth and packets per second) when/where required is a one-time investment.

In scenarios including a bottleneck with a single Layer-3 hop, header compression standard algorithms [cRTP], [ECRTP], [IPHC], [ROHC] can be used for reducing the overhead of each flow, at the cost of additional processing.

However, if header compression is to be deployed in a network path including several Layer-3 hops, tunneling can be used at the same time in order to allow the header-compressed packets to travel end-to-end, thus avoiding the need to compress and decompress at each intermediate node. In these cases, compressed packets belonging to different flows can be multiplexed together, in order to share the tunnel overhead. In this case, a small multiplexing delay will be necessary as a counterpart, in order to join a number of packets to be sent together. This delay has to be maintained under a threshold in order to grant the delay requirements.

A series of recommendations about delay limits have been summarized in [I-D.suznjevic-tsvwg-mtd-tcmtf], in order to maintain this additional delay and jitter in the same order of magnitude than other sources of jitter currently present on the Internet.

A demultiplexer and a decompressor are necessary at the end of the common path, so as to rebuild the packets as they were originally sent, making traffic optimization a transparent process for the origin and destination of the flow.

If only one stream is tunneled and compressed, then little bandwidth savings will be obtained. In contrast, multiplexing is helpful to amortize the overhead of the tunnel header over many payloads. The obtained savings grow with the number of flows optimized together [VoIP_opt], [FPS_opt].

All in all, the combined use of header compression and multiplexing provides a trade-off: bandwidth can be exchanged by processing capacity (mainly required for header compression and decompression) and a small additional delay (required for gathering a number of packets to be multiplexed together).

1.2.5. Energy consumption considerations

As an additional benefit, the reduction of the sent information, and especially the reduction of the amount of packets per second to be managed by the intermediate routers, can be translated into a reduction of the overall energy consumption of network equipment. According to [Efficiency] internal packet processing engines and switching fabric require 60% and 18% of the power consumption of high-end routers respectively. Thus, reducing the number of packets to be managed and switched will reduce the overall energy consumption. The measurements deployed in [Power] on commercial routers corroborate this: a study using different packet sizes was presented, and the tests with big packets showed a reduction of the energy consumption, since a certain amount of energy is associated to header processing tasks, and not only to the sending of the packet itself.

All in all, another tradeoff appears: on the one hand, energy consumption is increased in the two extremes due to header compression processing; on the other hand, energy consumption is reduced in the intermediate nodes because of the reduction of the number of packets transmitted. This tradeoff should be explored more deeply.

1.3. Terminology

This document uses a number of terms to refer to the roles played by the entities using TCM.

- o native packet

A packet sent by an application, belonging to a flow that can be optimized by means of TCM.

- o native flow

A flow of native packets. It can be considered a "small-packet flow" when the vast majority of the generated packets present a low payload-to-header ratio.

- o TCM packet

A packet including a number of multiplexed and header-compressed native ones, and also a tunneling header.

- o TCM flow

A flow of TCM packets, each one including a number of multiplexed header-compressed packets.

- o TCM optimizer

The host where TCM optimization is deployed. It corresponds to both the ingress and the egress of the tunnel transporting the compressed and multiplexed packets.

If the optimizer compresses headers, multiplexes packets and creates the tunnel, it behaves as a "TCM-Ingress Optimizer", or "TCM-IO". It takes native packets or flows and "optimizes" them.

If it extracts packets from the tunnel, demultiplexes packets and decompresses headers, it behaves as a "TCM-Egress Optimizer", or "TCM-EO". The TCM-Egress Optimizer takes a TCM flow and "rebuilds" the native packets as they were originally sent.

- o TCM session

The relationship between a pair of TCM optimizers exchanging TCM packets.

- o policy manager

A network entity which makes the decisions about TCM optimization parameters (e.g., multiplexing period to be used, flows to be optimized together), depending on their IP addresses, ports, etc. It is connected with a number of TCM optimizers, and orchestrates the optimization that takes place between them.

1.4. Scenarios of application

Different scenarios of application can be considered for the Tunneling, Compressing and Multiplexing solution. They can be classified according to the domains involved in the optimization:

1.4.1. Multidomain scenario

In this scenario, the TCM tunnel goes all the way from one network edge (the place where users are attached to the ISP) to another, and therefore it can cross several domains. As shown in Figure 1, the optimization is performed before the packets leave the domain of an ISP; the traffic crosses the Internet tunnelized, and the packets are rebuilt in the second domain.




Figure 1

Note that this is not from border to border (where ISPs connect to the Internet, which could be covered with specialized links) but from an ISP to another (e.g., managing all traffic from individual users arriving at a Game Provider, regardless users' location).

Some examples of this could be:

- o An ISP may place a TCM optimizer in its aggregation network, in order to tunnel all the packets belonging to a certain service, sending them to the application provider, who will rebuild the packets before forwarding them to the application server. This will result in savings for both actors.
- o A service provider (e.g., an online gaming company) can be allowed to place a TCM optimizer in the aggregation network of an ISP, being able to optimize all the flows of a service (e.g., VoIP, an online game). Another TCM optimizer will rebuild these packets once they arrive to the network of the provider.

1.4.2. Single domain

In this case, TCM is only activated inside an ISP, from the edge to border, inside the network operator. The geographical scope and network depth of TCM activation could be on demand, according to traffic conditions.

If we consider the residential users of real-time interactive applications (e.g., VoIP, online games generating small packets) in a town or a district, a TCM optimizing module can be included in some network devices, in order to group packets with the same destination. As shown in Figure 2, depending on the number of users of the application, the packets can be grouped at different levels in DSL fixed network scenarios, at gateway level in LTE mobile network scenarios or even in other ISP edge routers. TCM may also be applied

for fiber residential accesses, and in mobile networks. This would reduce bandwidth requirements in the provider aggregation network.

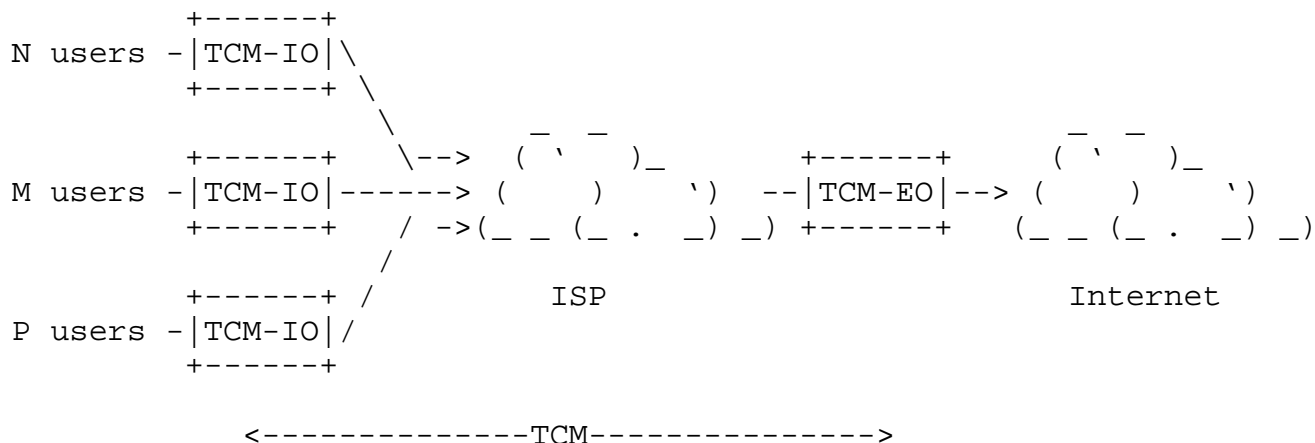


Figure 2

At the same time, the ISP may implement TCM capabilities within its own MPLS network in order to optimize internal network resources: optimizing modules can be embedded in the Label Edge Routers of the network. In that scenario MPLS will act as the "tunneling" layer, being the tunnels the paths defined by the MPLS labels and avoiding the use of additional tunneling protocols.

Finally, some networks use cRTP [cRTP] in order to obtain bandwidth savings on the access link, but as a counterpart considerable CPU resources are required on the aggregation router. In these cases, by means of TCM, instead of only saving bandwidth on the access link, it could also be saved across the ISP network, thus avoiding the impact on the CPU of the aggregation router.

1.4.3. Private solutions

End users can also optimize traffic end-to-end from network borders. TCM is used to connect private networks geographically apart (e.g., corporation headquarters and subsidiaries), without the ISP being aware (or having to manage) those flows, as shown in Figure 3, where two different locations are connected through a tunnel traversing the Internet or another network.




Figure 3

Some examples of these scenarios:

- o The case of an enterprise with a number of distributed central offices, in which an appliance can be placed next to the access router, being able to optimize traffic flows with a shared origin and destination. Thus, a number of remote desktop sessions to the same server can be optimized, or a number of VoIP calls between two offices will also require less bandwidth and fewer packets per second. In many cases, a tunnel is already included for security reasons, so the additional overhead of TCM is lower.
- o An Internet cafe, which is suitable of having many users of the same application (e.g., VoIP, online games) sharing the same access link. Internet cafes are very popular in countries with relatively low access speeds in households, where home computer penetration is usually low as well. In many of these countries, bandwidth can become a serious limitation for this kind of businesses, so TCM savings may become interesting for their viability.
- o Community Networks [topology_CNs] (typically deployed in rural areas or in developing countries), in which a number of people in the same geographical place share their connections in a cooperative way. The structure of these networks is not designed from the beginning, but they grow organically as new users join. As a result, a number and a number of wireless hops are usually required in order to reach a router connected to the Internet.
- o Satellite communication links that often manage the bandwidth by limiting the transmission rate, measured in packets per second (pps), to and from the satellite. Applications like VoIP that generate a large number of small packets can easily fill the maximum number of pps slots, limiting the throughput across such links. As an example, a G.729a voice call generates 50 pps at 20 ms packetization time. If the satellite transmission allows 1,500 pps, the number of simultaneous voice calls is limited to 30. This results in poor utilization of the satellite link's bandwidth

as well as places a low bound on the number of voice calls that can utilize the link simultaneously. TCM optimization of small packets into one packet for transmission will improve the efficiency.

- o In a M2M/SCADA (Supervisory Control And Data Acquisition) context, TCM optimization can be applied when a satellite link is used for collecting the data of a number of sensors. M2M terminals are normally equipped with sensing devices which can interface to proximity sensor networks through wireless connections. The terminal can send the collected sensing data using a satellite link connecting to a satellite gateway, which in turn will forward the M2M/SCADA data to the to the processing and control center through the Internet. The size of a typical M2M application transaction depends on the specific service and it may vary from a minimum of 20 bytes (e.g., tracking and metering in private security) to about 1,000 bytes (e.g., video-surveillance). In this context, TCM concepts can be also applied to allow a more efficient use of the available satellite link capacity, matching the requirements demanded by some M2M services. If the case of large sensor deployments is considered, where proximity sensor networks transmit data through different satellite terminals, the use of compression algorithms already available in current satellite systems to reduce the overhead introduced by UDP and IPv6 protocols is certainly desirable. In addition to this, tunneling and multiplexing functions available from TCM allows extending compression functionality throughout the rest the network, to eventually reach the processing and control centers.
- o Desktop or application sharing where the traffic from the server to the client typically consists of the delta of screen updates. Also, the standard for remote desktop sharing emerging for WebRTC in the RTCWEB Working Group is: {something}/SCTP/UDP (Stream Control Transmission Protocol [SCTP]). In this scenario, SCTP/UDP can be used in other cases: chatting, file sharing and applications related to WebRTC peers. There can be hundreds of clients at a site talking to a server located at a datacenter over a WAN. Compressing, multiplexing and tunneling this traffic could save WAN bandwidth and potentially improve latency.

1.4.4. Mixed scenarios

Different combinations of the previous scenarios can be considered. Agreements between different companies can be established in order to save bandwidth and to reduce packets per second. As an example, Figure 4 shows a game provider that wants to TCM-optimize its connections by establishing associations between different TCM-IO/EOS placed near the game server and several TCM-IO/EOS placed in the

networks of different ISPs (agreements between the game provider and each ISP will be necessary). In every ISP, the TCM-IO/EO would be placed in the most adequate point (actually several TCM-IO/EOs could exist per ISP) in order to aggregate enough number of users.

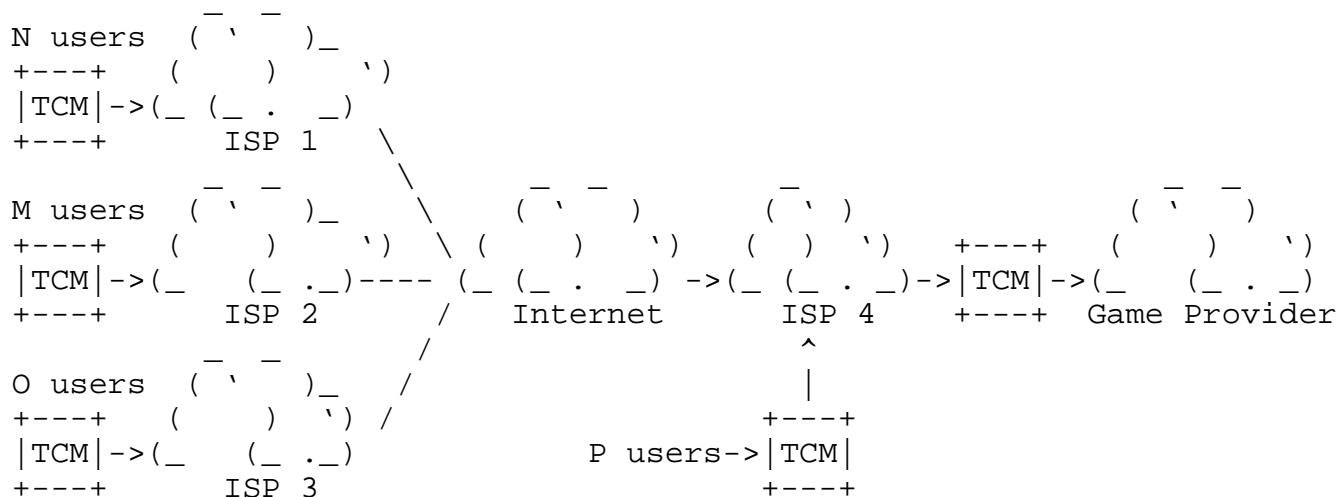


Figure 4

1.5. Potential beneficiaries of TCM optimization

In conclusion, a standard able to compress headers, multiplex a number of packets and send them together using a tunnel, can benefit various stakeholders:

- o network operators can compress traffic flows sharing a common network segment;
- o ISPs;
- o developers of VoIP systems can include this option in their solutions;
- o service providers, who can achieve bandwidth savings in their supporting infrastructures;
- o users of Community Networks, who may be able to save significant bandwidth amounts, and to reduce the number of packets per second in their networks.

Other fact that has to be taken into account is that the technique not only saves bandwidth but also reduces the number of packets per second, which sometimes can be a bottleneck for a satellite link or even for a network router [Online].

1.6. Current Standard for VoIP

The current standard [TCRTP] defines a way to reduce bandwidth and pps of RTP traffic, by combining three different standard protocols:

- o Regarding compression, [ECRTP] is the selected option.
- o Multiplexing is accomplished using PPP Multiplexing [PPP-MUX]
- o Tunneling is accomplished by using L2TP (Layer 2 Tunneling Protocol [L2TPv3]).

The three layers are combined as shown in the Figure 5:

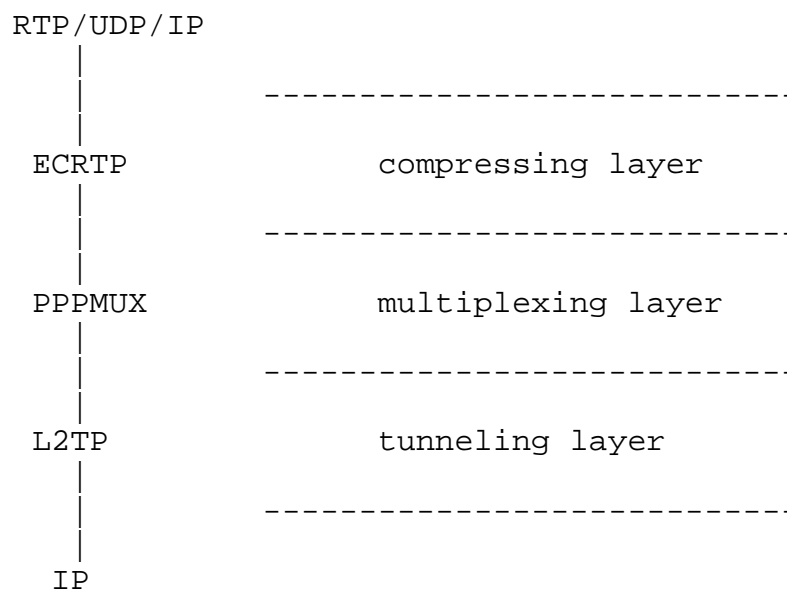


Figure 5

1.7. Current Proposal

In contrast to the current standard [TCRTP], TCM allows other header compression protocols in addition to RTP/UDP, since services based on small packets also use by bare UDP, as shown in Figure 6:

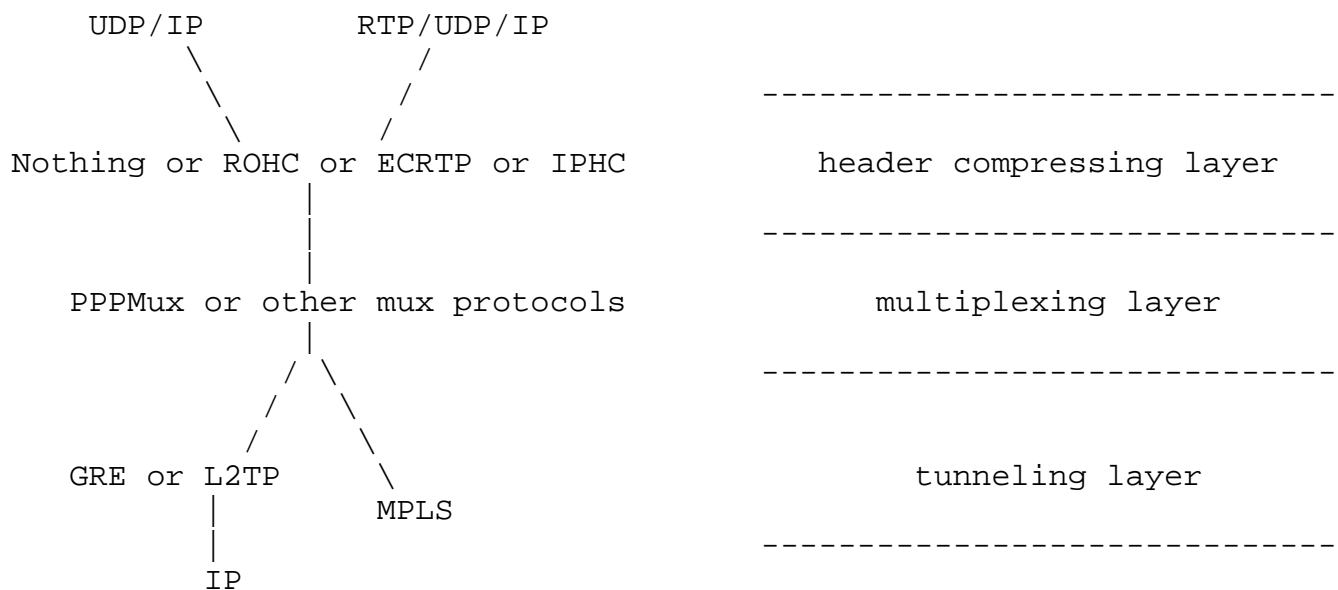


Figure 6

Each of the three layers is considered as independent of the other two, i.e., different combinations of protocols can be implemented according to the new proposal:

- o Regarding compression, a number of options can be considered: as different standards are able to compress different headers ([cRTP], [ECRTTP], [IPHC], [ROHC]). The one to be used can be selected depending on the protocols used by the traffic to compress and the concrete scenario (packet loss percentage, delay, etc.). It also exists the possibility of having a null header compression, in the case of wanting to avoid traffic compression, taking into account the need of storing a context for every flow and the problems of context desynchronization in certain scenarios. Although not shown in Figure 6, ESP (Encapsulating Security Payload [ESP]) headers can also be compressed.
- o Multiplexing can be accomplished using PPP Multiplexing (PPPMux) [PPP-MUX]. However, PPPMux introduces an additional complexity, since it requires the use of PPP, and a protocol for tunneling layer 2 frames. For this reason, other multiplexing protocols can also be considered, as the one proposed in [I-D.saldana-tsvwg-simplemux].
- o Tunneling is accomplished by using L2TP (Layer 2 Tunneling Protocol [L2TPv3]) over IP, GRE (Generic Routing Encapsulation [GRE]) over IP, or MPLS (Multiprotocol Label Switching Architecture [MPLS]).

It can be observed that TCRTTP [TCRTTP] is included as an option in TCM, combining [ECRTTP], [PPP-MUX] and [L2TPv3], so backwards compatibility with TCRTTP is provided. If a TCM optimizer implements ECRTTP, PPPMux and L2TPv3, compatibility with RFC4170 MUST be granted.

If a single link is being optimized a tunnel is unnecessary. In that case, both optimizers MAY perform header compression between them. Multiplexing may still be useful, since it reduces packets per second, which is interesting in some environments (e.g., satellite). Another reason for that is the desire of reducing energy consumption. Although no tunnel is employed, this can still be considered as TCM optimization, so TCM signaling protocols will be employed here in order to negotiate the compression and multiplexing parameters to be employed.

Payload compression schemes may also be used, but they are not the aim of this document.

2. Protocol Operation

This section describes how to combine protocols belonging to three layers (compressing, multiplexing, and tunneling), in order to save bandwidth for the considered flows.

2.1. Models of implementation

TCM can be implemented in different ways. The most straightforward is to implement it in the devices terminating the flows (these devices can be e.g., voice gateways, or proxies grouping a number of flows):

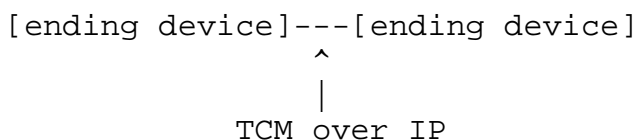


Figure 7

Another way TCM can be implemented is with an external optimizer. This device can be placed at strategic places in the network and can dynamically create and destroy TCM sessions without the participation of the endpoints that generate the flows (Figure 8).

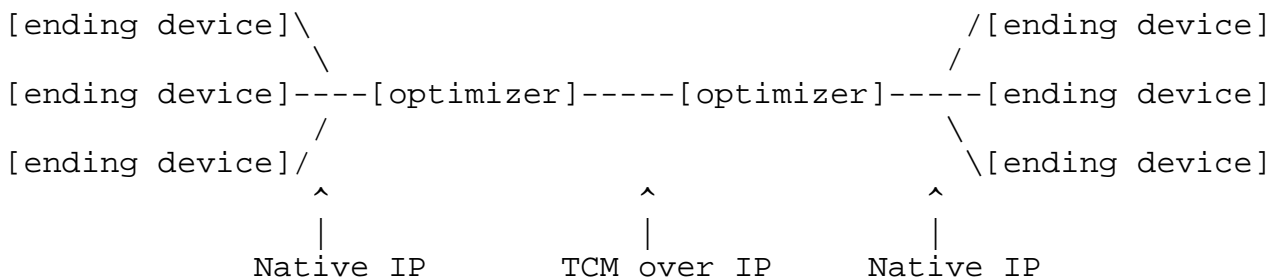


Figure 8

A number of already compressed flows can also be merged in a tunnel using an optimizer in order to increase the number of flows in a tunnel (Figure 9):

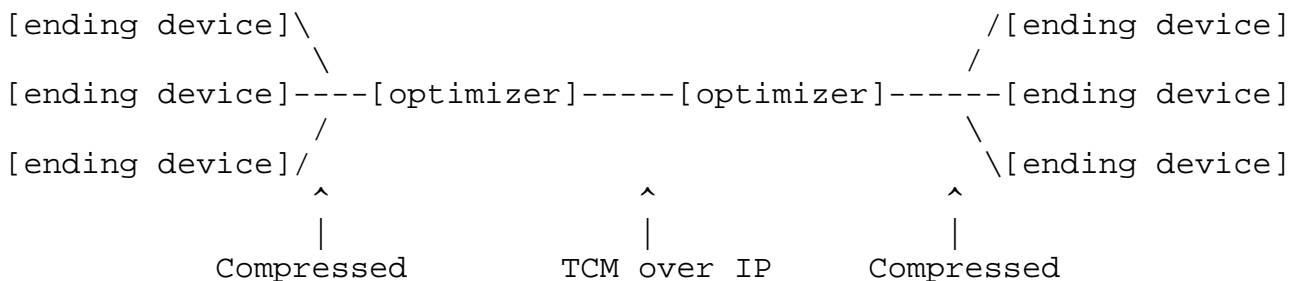


Figure 9

2.2. Choice of the compressing protocol

There are different protocols that can be used for compressing IP flows:

- o IPHC (IP Header Compression [IPHC]) permits the compression of UDP/IP and ESP/IP headers. It has a low implementation complexity. On the other hand, the resynchronization of the context can be slow over long RTT links. It should be used in scenarios presenting very low packet loss percentage.
- o cRTP (compressed RTP [cRTP]) works the same way as IPHC, but is also able to compress RTP headers. The link layer transport is not specified, but typically PPP is used. For cRTP to compress headers, it must be implemented on each PPP link. A lot of context is required to successfully run cRTP, and memory and processing requirements are high, especially if multiple hops must implement cRTP to save bandwidth on each of the hops. At higher line rates, cRTP's processor consumption becomes prohibitively expensive. cRTP is not suitable over long-delay WAN links commonly used when tunneling, as proposed by this document. To avoid the per-hop expense of cRTP, a simplistic solution is to use cRTP with

L2TP to achieve end-to-end cRTP. However, cRTP is only suitable for links with low delay and low loss. Thus, if multiple router hops are involved, cRTP's expectation of low delay and low loss can no longer be met. Furthermore, packets can arrive out of order.

- o ECRTTP (Enhanced Compressed RTP [ECRTTP]) is an extension of cRTP [cRTP] that provides tolerance to packet loss and packet reordering between compressor and decompressor. Thus, ECRTTP should be used instead of cRTP when possible (e.g., the two TCM optimizers implementing ECRTTP).
- o ROHC (RObust Header Compression [ROHC]) is able to compress UDP/IP, ESP/IP and RTP/UDP/IP headers. It is a robust scheme developed for header compression over links with high bit error rate, such as wireless ones. It incorporates mechanisms for quick resynchronization of the context. It includes an improved encoding scheme for compressing the header fields that change dynamically. Its main drawback is that it requires significantly more processing and memory resources than the ones necessary for IPHC or ECRTTP.

The present document does not determine which of the existing protocols has to be used for the compressing layer. The decision will depend on the scenario and the service being optimized. It will also be determined by the packet loss probability, RTT, jitter, and the availability of memory and processing resources. The standard is also suitable to include other compressing schemes that may be further developed.

2.2.1. Context Synchronization in ECRTTP

When the compressor receives an RTP packet that has an unpredicted change in the RTP header, the compressor should send a COMPRESSED_UDP packet (described in [ECRTTP]) to synchronize the ECRTTP decompressor state. The COMPRESSED_UDP packet updates the RTP context in the decompressor.

To ensure delivery of updates of context variables, COMPRESSED_UDP packets should be delivered using the robust operation described in [ECRTTP].

Because the "twice" algorithm described in [ECRTTP] relies on UDP checksums, the IP stack on the RTP transmitter should transmit UDP checksums. If UDP checksums are not used, the ECRTTP compressor should use the cRTP Header checksum described in [ECRTTP].

2.2.2. Context Synchronization in ROHC

ROHC [ROHC] includes a more complex mechanism in order to maintain context synchronization. It has different operation modes and defines compressor states which change depending on link behavior.

2.3. Multiplexing

Header compressing algorithms require a layer two protocol that allows identifying different protocols. PPP [PPP] is suited for this, although other multiplexing protocols can also be used for this layer of TCM. For example, Simplemux [I-D.saldana-tsvwg-simplemux] can be employed as a light multiplexing protocol which is able to carry packets belonging to different protocols.

When header compression is used inside a tunnel, it reduces the size of the headers of the IP packets carried in the tunnel. However, the tunnel itself has overhead due to its IP header and the tunnel header (the information necessary to identify the tunneled payload).

By multiplexing multiple small payloads in a single tunneled packet, reasonable bandwidth efficiency can be achieved, since the tunnel overhead is shared by multiple packets belonging to the flows active between the source and destination of an L2TP tunnel. The packet size of the flows has to be small in order to permit good bandwidth savings.

If the source and destination of the tunnel are the same as the source and destination of the compressing protocol sessions, then the source and destination must have multiple active small-packet flows to get any benefit from multiplexing.

Because of this, TCM is mostly useful for applications where many small-packet flows run between a pair of hosts. The number of simultaneous sessions required to reduce the header overhead to the desired level depends on the average payload size, and also on the size of the tunnel header. A smaller tunnel header will result in fewer simultaneous sessions being required to produce adequate bandwidth efficiencies.

When multiplexing, a limit in the packet size has to be established in order to avoid problems related to MTU. This document does not establish any rule about this, but it is strongly recommended that some method as Packetization Layer Path MTU Discovery is used before multiplexing packets[RFC4821].

2.4. Tunneling

Different tunneling schemes can be used for sending end to end the compressed payloads.

2.4.1. Tunneling schemes over IP: L2TP and GRE

L2TP tunnels should be used to tunnel the compressed payloads end to end. L2TP includes methods for tunneling messages used in PPP session establishment, such as NCP (Network Control Protocol). This allows [IPCP-HC] to negotiate ECRTCP compression/decompression parameters.

Other tunneling schemes, such as GRE [GRE] may also be used to implement the tunneling layer of TCM.

2.4.2. MPLS tunneling

In some scenarios, mainly in operator's core networks, the use of MPLS is widely deployed as data transport method. The adoption of MPLS as tunneling layer in this proposal intends to natively adapt TCM to those transport networks.

In the same way that layer 3 tunnels, MPLS paths, identified by MPLS labels, established between Label Edge Routers (LSRs), could be used to transport the compressed payloads within an MPLS network. This way, multiplexing layer must be placed over MPLS layer. Note that, in this case, layer 3 tunnel headers do not have to be used, with the consequent data efficiency improvement.

2.5. Encapsulation Formats

The packet format for a packet compressed is:

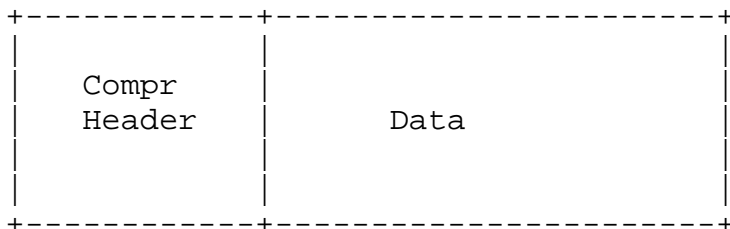


Figure 10

The packet format of a multiplexed PPP packet as defined by [PPP-MUX] is:

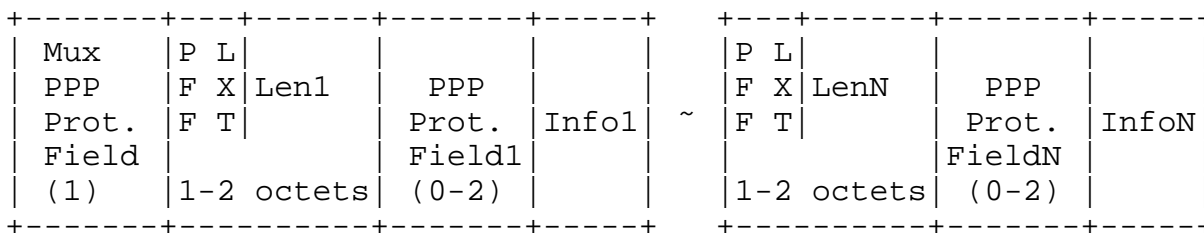


Figure 11

The combined format used for TCM with a single payload is all of the above packets concatenated. Here is an example with one payload, using L2TP or GRE tunneling:

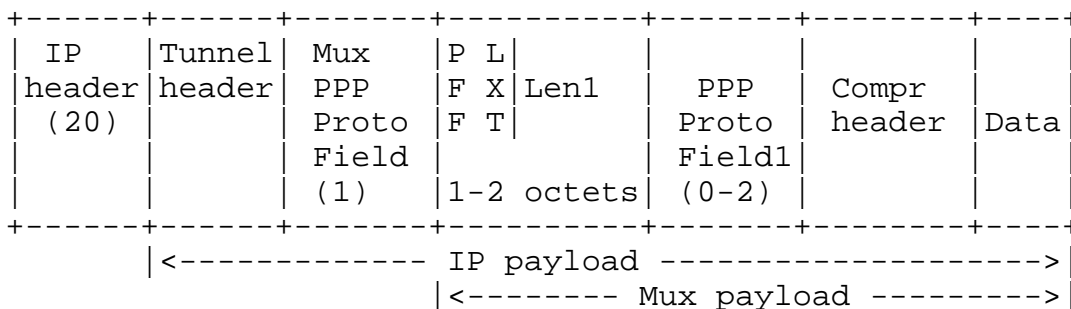


Figure 12

If the tunneling technology is MPLS, then the scheme would be:

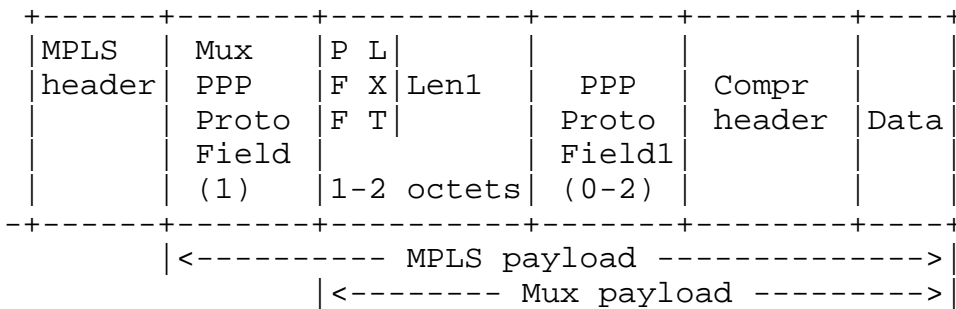


Figure 13

If the tunnel contains multiplexed traffic, multiple "PPPMux payload"s are transmitted in one IP packet.

3. Contributing Authors

Gonzalo Camarillo
Ericsson
Advanced Signalling Research Lab.
FIN-02420 Jorvas
Finland

Email: Gonzalo.Camarillo@ericsson.com

Michael A. Ramalho
Cisco Systems, Inc.
6310 Watercrest Way, Unit 203
Lakewood Ranch, FL 34202
USA

Phone: +1.732.832.9723
Email: mramalho@cisco.com

Jose Ruiz Mas
University of Zaragoza
Dpt. IEC Ada Byron Building
50018 Zaragoza
Spain

Phone: +34 976762158
Email: jruiz@unizar.es

Diego Lopez Garcia
Telefonica I+D
Ramon de la cruz 84
28006 Madrid
Spain

Phone: +34 913129041
Email: diego@tid.es

David Florez Rodriguez
Telefonica I+D
Ramon de la cruz 84
28006 Madrid
Spain

Phone: +34 91312884
Email: dflorez@tid.es

Manuel Nunez Sanz
Telefonica I+D
Ramon de la cruz 84
28006 Madrid
Spain

Phone: +34 913128821
Email: mns@tid.es

Juan Antonio Castell Lucia
Telefonica I+D
Ramon de la cruz 84
28006 Madrid
Spain

Phone: +34 913129157
Email: jacl@tid.es

Mirko Suznjevic
University of Zagreb
Faculty of Electrical Engineering and Computing, Unska 3
10000 Zagreb
Croatia

Phone: +385 1 6129 755
Email: mirko.suznjevic@fer.hr

4. Acknowledgements

Jose Saldana, Julian Fernandez Navajas and Jose Ruiz Mas were funded by the EU H2020 Wi-5 project (Grant Agreement no: 644262).

5. IANA Considerations

This memo includes no request to IANA.

6. Security Considerations

The most straightforward option for securing a number of non-secured flows sharing a path is by the use of IPsec [IPsec], when TCM using an IP tunnel is employed. Instead of adding a security header to the packets of each native flow, and then compressing and multiplexing them, a single IPsec tunnel can be used in order to secure all the flows together, thus achieving a higher efficiency. This use of IPsec protects the packets only within the transport network between tunnel ingress and egress and therefore does not provide end-to-end authentication or encryption.

When a number of already secured flows including ESP [ESP] headers are optimized by means of TCM, and the addition of further security is not necessary, their ESP/IP headers can still be compressed using suitable algorithms [RFC5225], in order to improve the efficiency. This header compression does not change the end-to-end security model.

The resilience of TCM to denial of service, and the use of TCM to deny service to other parts of the network infrastructure, is for future study.

7. References

7.1. Normative References

- [cRTP] Casner, S. and V. Jacobson, "Compressing IP/UDP/RTP Headers for Low-Speed Serial Links", RFC 2508, 1999.
- [ECRTP] Koren, T., Casner, S., Geevarghese, J., Thompson, B., and P. Ruddy, "Enhanced Compressed RTP (CRTP) for Links with High Delay, Packet Loss and Reordering", RFC 3545, 2003.
- [ESP] Kent, S., "IP Encapsulating Security Payload", RFC 4303, 2005.
- [GRE] Farinacci, D., Li, T., Hanks, S., Meyer, D., and P. Traina, "Generic Routing Encapsulation (GRE)", RFC 2784, 2000.
- [H.323] International Telecommunication Union, "Recommendation H.323", Packet based multimedia communication systems H.323, July 2003.
- [IPCP-HC] Engan, M., Casner, S., Bormann, C., and T. Koren, "IP Header Compression over PPP", RFC 3544, 2003.
- [IPHC] Degermark, M., Nordgren, B., and S. Pink, "IP Header Compression", RFC 2580, 1999.
- [IPsec] Kent, S. and K. Seo, "Security Architecture for the Internet Protocol", RFC 4301, December 2005.
- [L2TPv3] Lau, J., Townsley, M., and I. Goyret, "Layer Two Tunneling Protocol - Version 3 (L2TPv3)", RFC 3931, 2005.
- [MPLS] Rosen, E., Viswanathan, A., and R. Callon, "Multiprotocol Label Switching Architecture", RFC 3031, January 2001.

- [PPP] Simpson, W., "The Point-to-Point Protocol (PPP)", RFC 1661, 1994.
- [PPP-MUX] Pazhyannur, R., Ali, I., and C. Fox, "PPP Multiplexing", RFC 3153, 2001.
- [RFC2119] Bradner, S., "Key words for use in RFCs to Indicate Requirement Levels", BCP 14, RFC 2119, March 1997.
- [RFC4821] Mathis, M. and J. Heffner, "Packetization Layer Path MTU Discovery", RFC 4821, March 2007.
- [RFC5225] Pelletier, G. and K. Sandlund, "RObust Header Compression Version 2 (ROHCv2): Profiles for RTP, UDP, IP, ESP and UDP-Lite", RFC 5225, April 2008.
- [RFC7252] Shelby, Z., Hartke, K., and C. Bormann, "The Constrained Application Protocol (CoAP)", RFC 7252, June 2014.
- [ROHC] Sandlund, K., Pelletier, G., and L-E. Jonsson, "The RObust Header Compression (ROHC) Framework", RFC 5795, 2010.
- [RTP] Schulzrinne, H., Casner, S., Frederick, R., and V. Jacobson, "RTP: A Transport Protocol for Real-Time Applications", RFC 3550, 2003.
- [SCTP] Stewart, Ed., R., "Stream Control Transmission Protocol", RFC 4960, 2007.
- [SIP] Rosenberg, J., Schulzrinne, H., Camarillo, G., and et. al., "SIP: Session Initiation Protocol", RFC 3261, 2005.
- [TCRTP] Thomson, B., Koren, T., and D. Wing, "Tunneling Multiplexed Compressed RTP (TCRTP)", RFC 4170, 2005.

7.2. Informative References

- [Efficiency] Bolla, R., Bruschi, R., Davoli, F., and F. Cucchietti, "Energy Efficiency in the Future Internet: A Survey of Existing Approaches and Trends in Energy-Aware Fixed Network Infrastructures", IEEE Communications Surveys and Tutorials vol.13, no.2, pp.223,244, 2011.
- [First-person] Ratti, S., Hariri, B., and S. Shirmohammadi, "A Survey of First-Person Shooter Gaming Traffic on the Internet", IEEE Internet Computing vol 14, no. 5, pp. 60-69, 2010.

- [FPS_opt] Saldana, J., Fernandez-Navajas, J., Ruiz-Mas, J., Aznar, J., Viruete, E., and L. Casadesus, "First Person Shooters: Can a Smarter Network Save Bandwidth without Annoying the Players?", IEEE Communications Magazine vol. 49, no.11, pp. 190-198, 2011.
- [Gamers] Oliveira, M. and T. Henderson, "What online gamers really think of the Internet?", NetGames '03 Proceedings of the 2nd workshop on Network and system support for games, ACM New York, NY, USA Pages 185-193, 2003.
- [I-D.saldana-tsvwg-simplemux]
Saldana, J., "Simplemux. A generic multiplexing protocol", draft-saldana-tsvwg-simplemux-02 (work in progress), January 2015.
- [I-D.suznjevic-tsvwg-mtd-tcmtf]
Suznjevic, M. and J. Saldana, "Delay Limits and Multiplexing Policies to be employed with Tunneling Compressed Multiplexed Traffic Flows", draft-suznjevic-tsvwg-mtd-tcmtf-03 (work in progress), June 2014.
- [Online] Feng, WC., Chang, F., Feng, W., and J. Walpole, "A traffic characterization of popular on-line games", IEEE/ACM Transactions on Networking 13.3 Pages 488-500, 2005.
- [Power] Chabarek, J., Sommers, J., Barford, P., Estan, C., Tsiang, D., and S. Wright, "Power Awareness in Network Design and Routing", INFOCOM 2008. The 27th Conference on Computer Communications. IEEE pp.457,465, 2008.
- [topology_CNs]
Vega, D., Cerda-Alabern, L., Navarro, L., and R. Meseguer, "Topology patterns of a community network: Guifi. net.", Proceedings Wireless and Mobile Computing, Networking and Communications (WiMob), 2012 IEEE 8th International Conference on (pp. 612-619) , 2012.
- [VoIP_opt]
Saldana, J., Fernandez-Navajas, J., Ruiz-Mas, J., Murillo, J., Viruete, E., and J. Aznar, "Evaluating the Influence of Multiplexing Schemes and Buffer Implementation on Perceived VoIP Conversation Quality", Computer Networks (Elsevier) Volume 6, Issue 11, pp 2920 - 2939. Nov. 30, 2012.

Authors' Addresses

Jose Saldana
University of Zaragoza
Dpt. IEC Ada Byron Building
Zaragoza 50018
Spain

Phone: +34 976 762 698
Email: jsaldana@unizar.es

Dan Wing
Cisco Systems
771 Alder Drive
San Jose, CA 95035
US

Phone: +44 7889 488 335
Email: dwing@cisco.com

Julian Fernandez Navajas
University of Zaragoza
Dpt. IEC Ada Byron Building
Zaragoza 50018
Spain

Phone: +34 976 761 963
Email: navajas@unizar.es

Muthu Arul Mozhi Perumal
Ericsson
Ferns Icon
Doddanekundi, Mahadevapura
Bangalore, Karnataka 560037
India

Email: muthu.arul@gmail.com

Fernando Pascual Blanco
Telefonica I+D
Ramon de la Cruz 84
Madrid 28006
Spain

Phone: +34 913128779
Email: fpb@tid.es