

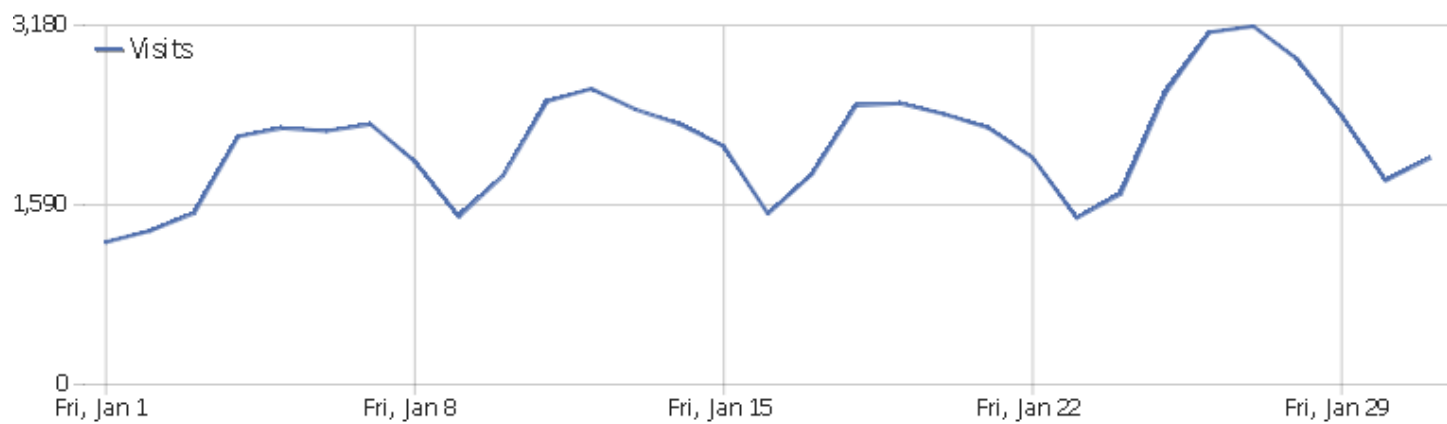


IETF website

Date range: January 2021























Monthly overview report for [www.ietf.org](http://www.ietf.org) web analytics.

# Visits Summary



Name	Value
Unique visitors	23,798
Users	5
Visits	66,524
Actions	180,974
Maximum actions in one visit	229
Actions per Visit	3
Avg. Visit Duration (in seconds)	00:02:31
Bounce Rate	57%

# Country

Country	Visits	Actions	Actions per Visit	Avg. Time on Website	Bounce Rate	Revenue
 United States	38,903	106,250	3	00:02:57	59%	\$0
 United Kingdom	4,403	10,841	3	00:01:46	59%	\$0
 China	4,356	11,012	3	00:01:45	52%	\$0
 Japan	1,976	4,078	2	00:01:05	50%	\$0
 Russia	1,928	4,713	2	00:01:19	39%	\$0
 Germany	1,859	5,035	3	00:01:46	51%	\$0
 Unknown	1,426	4,166	3	00:03:52	57%	\$0
 France	1,388	3,303	2	00:01:33	59%	\$0
 Spain	1,288	3,174	3	00:02:03	61%	\$0
 South Korea	906	2,314	3	00:01:15	63%	\$0
 Brazil	809	1,913	2	00:02:03	56%	\$0
 Italy	692	1,647	2	00:01:40	56%	\$0
 Canada	551	1,674	3	00:02:07	50%	\$0
 India	404	1,102	3	00:01:55	64%	\$0
 Taiwan	403	983	2	00:02:02	60%	\$0
 Turkey	399	1,258	3	00:02:21	53%	\$0
 Poland	333	967	3	00:02:21	50%	\$0
 Thailand	330	2,242	7	00:03:24	29%	\$0
 Mexico	293	998	3	00:02:46	49%	\$0
 Netherlands	291	738	3	00:01:46	56%	\$0
 Vietnam	275	1,180	4	00:02:18	39%	\$0
 Indonesia	252	1,017	4	00:02:52	43%	\$0
 Sweden	236	685	3	00:02:00	48%	\$0
Others	2,823	9,684	3	00:02:07	47%	\$0

# Page URLs

Page URL	Pageviews	Unique Pageviews	Avg. time on page	Bounce Rate	Exit rate	Avg. generation time
/	57,952	41,496	00:01:31	56%	69%	0.33s
/standards/rfcs/	13,451	10,074	00:00:44	58%	85%	0.49s
/how/meetings/110/	3,949	2,987	00:00:54	48%	56%	0.73s
/standards/	3,411	2,699	00:00:37	60%	38%	0.72s
/about/	2,922	2,438	00:00:50	70%	53%	0.65s
/blog/webrtc-standardized/	2,346	2,024	00:00:36	85%	87%	1.06s
/privacy-statement/	1,963	1,535	00:01:05	30%	48%	0.77s
/topics/	1,947	1,455	00:00:25	41%	27%	0.95s
/how/wgs/	1,709	1,317	00:00:49	44%	50%	0.74s
/about/who/	1,589	1,312	00:00:58	63%	47%	0.6s
/blog/ - Others	1,294	1,233	00:02:06	62%	30%	2.07s
/blog/webrtc-pandemic/	1,486	1,229	00:01:13	68%	52%	2.02s
/topics/netmgmt/	1,450	1,225	00:00:53	59%	49%	0.87s
/blog/	1,470	1,141	00:00:39	74%	47%	1.72s
/links/	1,554	1,080	00:00:50	25%	38%	0.54s
/topics/iot/	1,290	1,079	00:00:44	75%	51%	0.86s
/standards/process/	1,248	1,060	00:00:46	76%	53%	0.79s
/about/mission/	1,263	1,048	00:01:07	52%	35%	0.69s
/about/administration/	1,273	986	00:00:44	22%	33%	0.62s
/how/meetings/	1,079	898	00:00:23	41%	22%	0.95s
/standards/ids/	1,085	839	00:00:56	43%	43%	0.67s
/how/meetings/upcoming/	1,088	806	00:01:07	53%	69%	0.57s
/policies/	1,033	802	00:00:47	37%	40%	1.01s
Others	35,968	28,754	00:00:57	56%	48%	0.94s

# Entry pages

Entry Page URL	Entrances	Bounces	Bounce Rate	Avg. generation time
/	39,771	22,366	56%	0.33s
/standards/rfcs/	6,262	3,616	58%	0.49s
/how/meetings/110/	842	404	48%	0.73s
/standards/	949	571	60%	0.72s
/about/	824	579	70%	0.65s
/blog/webrtc-standardized/	1,640	1,402	85%	1.06s
/privacy-statement/	1,144	347	30%	0.77s
/topics/	140	58	41%	0.95s
/how/wgs/	231	101	44%	0.74s
/about/who/	249	158	63%	0.6s
/blog/ - Others	341	211	62%	2.07s
/blog/webrtc-pandemic/	204	138	68%	2.02s
/topics/netmgmt/	137	81	59%	0.87s
/blog/	261	194	74%	1.72s
/links/	178	45	25%	0.54s
/topics/iot/	222	166	75%	0.86s
/standards/process/	393	297	76%	0.79s
/about/mission/	124	64	52%	0.69s
/about/administration/	471	105	22%	0.62s
/how/meetings/	182	75	41%	0.95s
/standards/ids/	183	79	43%	0.67s
/how/meetings/upcoming/	487	258	53%	0.57s
/policies/	38	14	37%	1.01s
Others	10,540	5,905	56%	0.94s

## Length of Visits

Visit duration	Visits
0-10s	41,473
11-30s	5,692
31-60s	4,260
1-2 min	4,134
2-4 min	3,141
4-7 min	2,267
7-10 min	1,268
10-15 min	1,335
15-30 min	2,094
30+ min	1,027

# Channel Type

Channel Type	Visits	Actions	Actions per Visit	Avg. Time on Website	Bounce Rate	Revenue
Direct Entry	37,176	92,931	3	00:02:44	61%	\$0
Search Engines	16,427	40,738	3	00:01:46	55%	\$0
Websites	11,735	45,526	4	00:03:02	42%	\$0
Social Networks	1,182	1,762	2	00:00:56	80%	\$0
Campaigns	4	17	4	00:01:16	25%	\$0