

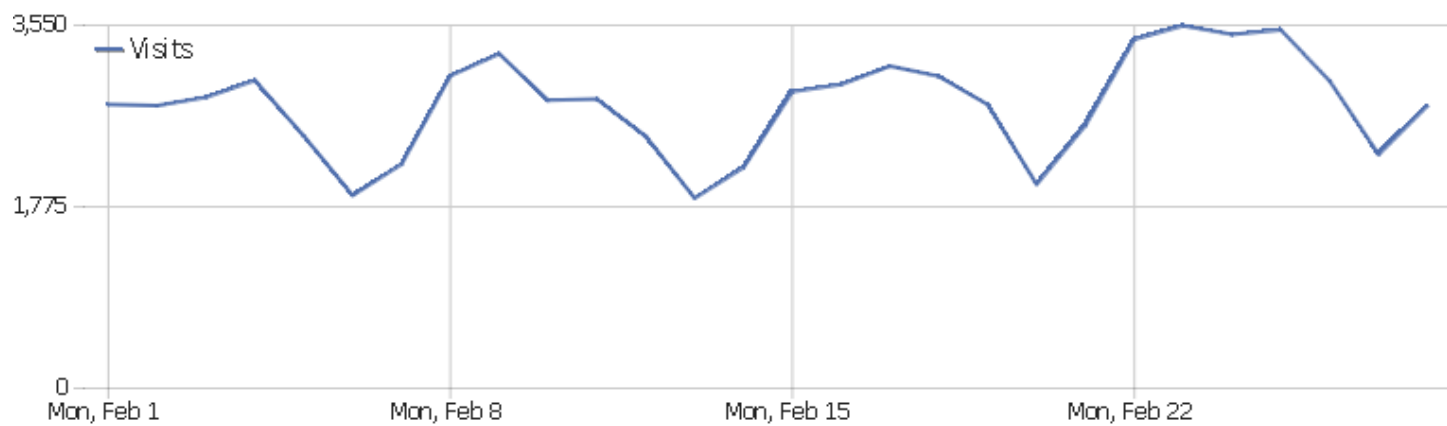


IETF website

Date range: February 2021



















Monthly overview report for [www.ietf.org](http://www.ietf.org) web analytics.

# Visits Summary



Name	Value
Unique visitors	30,239
Users	8
Visits	77,782
Actions	198,405
Maximum actions in one visit	904
Actions per Visit	3
Avg. Visit Duration (in seconds)	00:02:56
Bounce Rate	59%

# Country

Country	Visits	Actions	Actions per Visit	Avg. Time on Website	Bounce Rate	Revenue
 United States	47,365	115,936	2	00:03:12	62%	\$0
 China	4,974	11,155	2	00:02:14	61%	\$0
 United Kingdom	4,863	12,452	3	00:01:53	56%	\$0
 Russia	2,721	6,002	2	00:01:28	51%	\$0
 Spain	1,964	5,093	3	00:02:13	59%	\$0
 Germany	1,790	4,571	3	00:01:30	51%	\$0
 Japan	1,627	3,759	2	00:01:20	52%	\$0
 France	1,528	3,419	2	00:01:33	63%	\$0
 Unknown	1,420	4,139	3	00:01:54	62%	\$0
 Brazil	987	2,676	3	00:02:20	53%	\$0
 South Korea	870	2,239	3	00:01:17	63%	\$0
 Italy	694	1,798	3	00:02:02	57%	\$0
 Canada	634	1,933	3	00:02:38	50%	\$0
 India	450	1,457	3	00:03:27	55%	\$0
 Sweden	362	1,020	3	00:02:45	51%	\$0
 Poland	350	961	3	00:01:27	52%	\$0
 Thailand	344	1,650	5	00:03:08	29%	\$0
 Netherlands	328	838	3	00:01:34	56%	\$0
 Mexico	321	1,081	3	00:02:33	47%	\$0
 Turkey	318	945	3	00:01:26	53%	\$0
 Taiwan	312	782	3	00:01:28	60%	\$0
 Australia	269	832	3	00:02:27	51%	\$0
 Vietnam	267	1,752	7	00:03:21	28%	\$0
Others	3,024	11,915	4	00:07:47	46%	\$0

# Page URLs

Page URL	Pageviews	Unique Pageviews	Avg. time on page	Bounce Rate	Exit rate	Avg. generation time
/	72,937	48,292	00:01:56	58%	73%	0.27s
/standards/rfcs/	13,822	9,907	00:00:51	53%	84%	0.42s
/how/meetings/110/	7,331	5,134	00:00:59	45%	59%	0.57s
/standards/	2,932	2,328	00:00:37	60%	43%	0.68s
/about/	2,597	2,100	00:01:03	65%	50%	0.65s
/about/who/	2,227	1,830	00:00:56	68%	46%	0.6s
/how/wgs/	2,175	1,550	00:01:05	31%	47%	0.67s
/privacy-statement/	1,866	1,492	00:01:04	31%	46%	0.71s
/about/mission/	1,771	1,411	00:01:03	52%	35%	0.62s
/blog/ietf110-bofs/	1,644	1,261	00:00:40	79%	55%	1.35s
/topics/	1,628	1,233	00:00:38	60%	26%	0.76s
/links/	1,481	1,111	00:00:49	27%	39%	0.66s
/standards/process/	1,279	1,058	00:01:05	72%	52%	0.68s
/about/administration/	1,340	1,028	00:00:34	23%	30%	0.68s
/topics/iot/	1,268	1,028	00:00:58	70%	47%	0.89s
/topics/netmgmt/	1,248	1,012	00:00:55	61%	41%	0.87s
/how/meetings/	1,223	980	00:00:26	27%	15%	0.84s
/standards/ids/	1,229	972	00:00:45	56%	45%	0.7s
/id/ - Others	1,104	969	00:00:26	74%	82%	0.71s
/blog/	1,144	938	00:00:43	67%	42%	1.81s
/standards/ids/internet-draft-mirror-sites/	1,090	914	00:00:32	82%	91%	0.55s
/how/runningcode/hackathons/110-hackathon/	1,198	889	00:01:15	51%	61%	0.79s
/rfc/ - Others	889	800	00:00:34	79%	80%	0.56s
Others	43,899	34,845	00:00:53	65%	52%	0.91s

# Entry pages

Entry Page URL	Entrances	Bounces	Bounce Rate	Avg. generation time
/	46,511	27,130	58%	0.27s
/standards/rfcs/	5,736	3,016	53%	0.42s
/how/meetings/110/	1,781	794	45%	0.57s
/standards/	985	593	60%	0.68s
/about/	778	509	65%	0.65s
/about/who/	278	188	68%	0.6s
/how/wgs/	251	78	31%	0.67s
/privacy-statement/	1,076	337	31%	0.71s
/about/mission/	183	95	52%	0.62s
/blog/ietf110-bofs/	476	376	79%	1.35s
/topics/	144	86	60%	0.76s
/links/	142	38	27%	0.66s
/standards/process/	403	292	72%	0.68s
/about/administration/	460	106	23%	0.68s
/topics/iot/	226	159	70%	0.89s
/topics/netmgmt/	125	76	61%	0.87s
/how/meetings/	188	51	27%	0.84s
/standards/ids/	216	120	56%	0.7s
/id/ - Others	834	616	74%	0.71s
/blog/	229	154	67%	1.81s
/standards/ids/internet-draft-mirror-sites/	843	689	82%	0.55s
/how/runningcode/hackathons/110-hackathon/	275	141	51%	0.79s
/rfc/ - Others	683	540	79%	0.56s
Others	14,415	9,340	65%	0.91s

## Length of Visits

Visit duration	Visits
0-10s	50,307
11-30s	5,967
31-60s	4,238
1-2 min	4,237
2-4 min	3,420
4-7 min	2,596
7-10 min	1,400
10-15 min	1,671
15-30 min	2,757
30+ min	1,361

# Channel Type

Channel Type	Visits	Actions	Actions per Visit	Avg. Time on Website	Bounce Rate	Revenue
Direct Entry	47,555	105,597	2	00:03:17	65%	\$0
Search Engines	16,814	45,620	3	00:02:08	51%	\$0
Websites	12,744	45,999	4	00:02:45	45%	\$0
Social Networks	650	1,141	2	00:01:05	73%	\$0
Campaigns	19	48	3	00:01:35	74%	\$0