

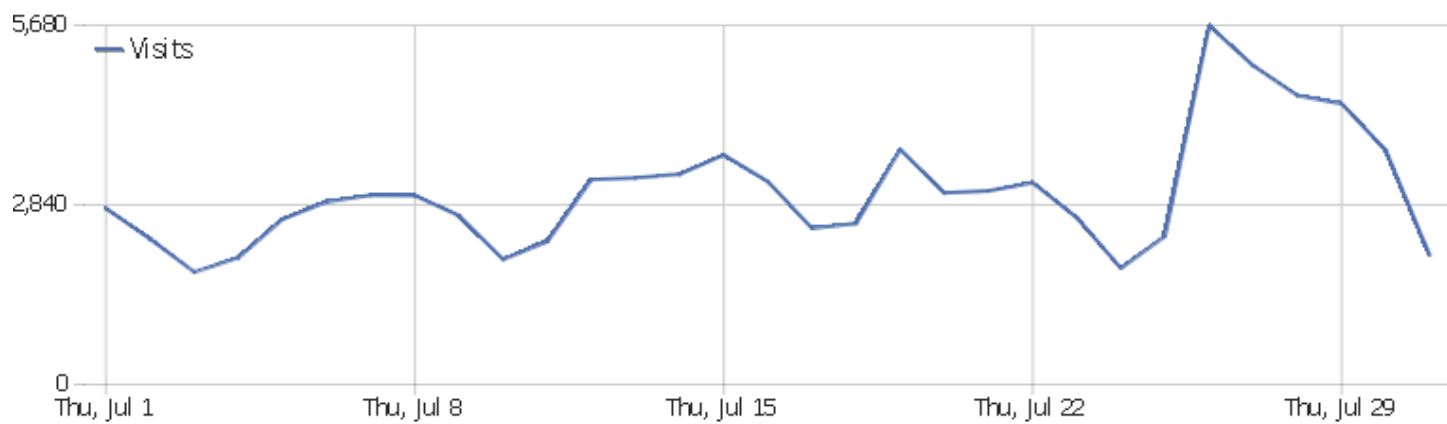


IETF website

Date range: July 2021




Monthly overview report for www.ietf.org web analytics. NOTE: Revenue figures are artifacts of the Analytics reporting tool and are not implemented for www.ietf.org.

Visits Summary



Name	Value
Unique visitors	33,059
Users	9
Visits	94,232
Actions	248,732
Maximum actions in one visit	9,435
Actions per Visit	3
Avg. Visit Duration (in seconds)	00:02:46
Bounce Rate	60%

Country

Country	Visits	Actions	Actions per Visit	Avg. Time on Website	Bounce Rate	Revenue
 United States	61,201	139,437	2	00:03:11	65%	\$0
 China	7,478	37,461	5	00:02:18	51%	\$0
 United Kingdom	5,405	13,901	3	00:01:55	53%	\$0
 Japan	2,104	5,220	3	00:01:57	55%	\$0
 Germany	2,032	4,842	2	00:01:35	54%	\$0
 Spain	1,595	3,883	2	00:01:58	60%	\$0
 Unknown	1,390	3,155	2	00:01:21	68%	\$0
 France	1,355	3,087	2	00:01:35	57%	\$0
 Russia	1,321	3,481	3	00:01:31	47%	\$0
 Brazil	1,125	3,136	3	00:02:10	51%	\$0
 South Korea	1,092	2,904	3	00:01:30	55%	\$0
 Italy	731	1,504	2	00:01:04	63%	\$0
 Taiwan	650	2,107	3	00:02:47	48%	\$0
 Canada	644	1,842	3	00:01:53	49%	\$0
 Thailand	623	3,445	6	00:03:12	30%	\$0
 India	424	1,158	3	00:01:16	64%	\$0
 Australia	348	993	3	00:02:03	51%	\$0
 Netherlands	326	775	2	00:01:50	54%	\$0
 Turkey	317	1,342	4	00:02:38	44%	\$0
 Mexico	291	1,001	3	00:02:28	45%	\$0
 Indonesia	279	1,142	4	00:01:49	39%	\$0
 Poland	278	848	3	00:02:20	47%	\$0
 Vietnam	263	1,240	5	00:02:36	38%	\$0
Others	2,960	10,828	4	00:02:23	46%	\$0

Page URLs

Page URL	Pageviews	Unique Pageviews	Avg. time on page	Bounce Rate	Exit rate
/	78,612	54,798	00:01:44	64%	74%
/how/meetings/111/	19,851	14,351	00:01:39	44%	79%
/standards/rfcs/	12,851	9,473	00:00:43	55%	84%
/blog/ - Others	4,049	3,891	00:00:14	71%	9%
/standards/	2,718	2,023	00:00:32	60%	40%
/privacy-statement/	2,754	1,999	00:00:49	31%	44%
/about/	2,315	1,608	00:00:42	65%	49%
/links/	2,133	1,411	00:00:53	40%	45%
/about/who/	1,633	1,368	00:00:53	70%	49%
/how/wgs/	1,818	1,339	00:01:02	31%	43%
/about/administration/	1,702	1,263	00:00:38	24%	34%
/search/	1,588	1,255	00:00:45	32%	46%
/how/meetings/	1,653	1,166	00:00:24	30%	17%
/standards/ids/internet-draft-mirror-sites/	1,436	1,164	00:00:26	68%	84%
/id/ - Others	1,267	1,136	00:00:39	77%	82%
/about/mission/	1,431	1,119	00:00:51	58%	36%
/topics/	1,747	1,095	00:00:23	55%	24%
/how/meetings/upcoming/	1,247	1,006	00:00:57	54%	55%
/standards/ids/	1,282	971	00:00:41	49%	50%
/how/meetings/112/	1,189	966	00:00:47	66%	50%
/rfc/ - Others	1,042	941	00:00:43	73%	77%
/topics/netmgmt/	1,347	897	00:00:58	64%	41%
/topics/iot/	1,145	859	00:00:55	64%	50%
Others	58,233	43,106	00:00:56	62%	48%

Entry pages

Entry Page URL	Entrances	Bounces	Bounce Rate
/	52,453	33,482	64%
/how/meetings/111/	8,017	3,493	44%
/standards/rfcs/	5,815	3,211	55%
/blog/ - Others	248	176	71%
/standards/	856	515	60%
/privacy-statement/	1,472	456	31%
/about/	573	372	65%
/links/	229	91	40%
/about/who/	236	165	70%
/how/wgs/	217	67	31%
/about/administration/	639	154	24%
/search/	949	308	32%
/how/meetings/	292	87	30%
/standards/ids/internet-draft-mirror-sites/	1,070	727	68%
/id/ - Others	989	762	77%
/about/mission/	135	78	58%
/topics/	130	72	55%
/how/meetings/upcoming/	525	284	54%
/standards/ids/	273	133	49%
/how/meetings/112/	256	169	66%
/rfc/ - Others	797	579	73%
/topics/netmgmt/	144	92	64%
/topics/iot/	270	174	64%
Others	16,424	10,217	62%

Length of Visits

Visit duration	Visits
0-10s	63,933
11-30s	7,104
31-60s	4,407
1-2 min	4,357
2-4 min	3,556
4-7 min	2,749
7-10 min	1,568
10-15 min	1,740
15-30 min	3,242
30+ min	1,789

Channel Type

Channel Type	Visits	Actions	Actions per Visit	Avg. Time on Website	Bounce Rate	Revenue
Direct Entry	57,115	127,041	2	00:02:52	68%	\$0
Websites	18,219	71,972	4	00:03:15	47%	\$0
Search Engines	17,827	47,395	3	00:02:02	47%	\$0
Social Networks	774	1,518	2	00:01:29	67%	\$0
Campaigns	297	806	3	00:01:54	58%	\$0