

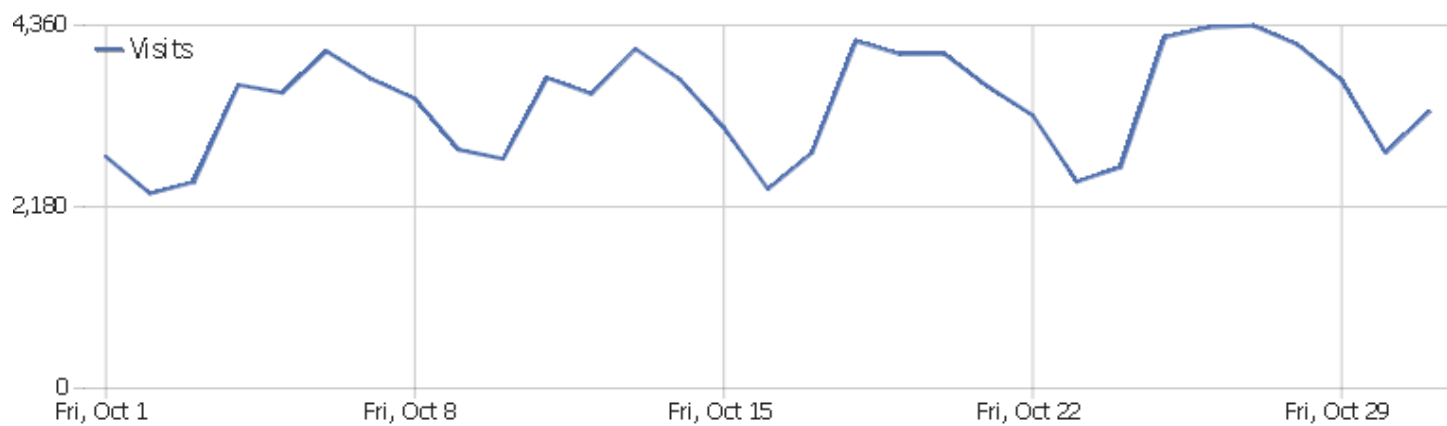


IETF website

Date range: October 2021























Monthly overview report for [www.ietf.org](http://www.ietf.org) web analytics. NOTE: Revenue figures are artifacts of the Analytics reporting tool and are not implemented for [www.ietf.org](http://www.ietf.org).

# Visits Summary



Name	Value
Unique visitors	36,122
Users	9
Visits	106,172
Actions	306,649
Maximum actions in one visit	2,391
Actions per Visit	3
Avg. Visit Duration (in seconds)	00:02:18
Bounce Rate	64%

# Country

Country	Visits	Actions	Actions per Visit	Avg. Time on Website	Bounce Rate	Revenue
 United States	65,971	165,728	3	00:02:17	69%	\$0
 China	8,888	51,137	6	00:02:55	52%	\$0
 United Kingdom	5,989	14,989	3	00:02:01	59%	\$0
 Spain	2,491	6,124	3	00:02:08	61%	\$0
 Germany	2,250	6,100	3	00:01:45	57%	\$0
 Unknown	2,112	4,766	2	00:01:33	71%	\$0
 Russia	1,806	4,691	3	00:01:53	57%	\$0
 Japan	1,791	5,974	3	00:01:55	53%	\$0
 France	1,757	4,295	2	00:01:48	59%	\$0
 Brazil	1,454	3,749	3	00:02:33	58%	\$0
 South Korea	1,398	4,328	3	00:03:03	56%	\$0
 Canada	871	2,805	3	00:03:07	50%	\$0
 Italy	847	2,060	2	00:01:24	61%	\$0
 Taiwan	735	2,514	3	00:02:58	51%	\$0
 Turkey	645	2,186	3	00:02:57	53%	\$0
 India	550	1,731	3	00:02:07	59%	\$0
 Vietnam	511	2,140	4	00:05:31	43%	\$0
 Thailand	492	2,401	5	00:03:19	35%	\$0
 Poland	434	1,486	3	00:02:17	54%	\$0
 Indonesia	421	1,569	4	00:02:52	47%	\$0
 Australia	407	1,227	3	00:01:36	51%	\$0
 Mexico	381	1,316	4	00:02:02	51%	\$0
 Netherlands	352	789	2	00:01:22	58%	\$0
Others	3,619	12,544	4	00:02:12	48%	\$0

# Page URLs

Page URL	Pageviews	Unique Pageviews	Avg. time on page	Bounce Rate	Exit rate
/	108,116	68,982	00:01:15	66%	80%
/blog/ - Others	14,532	14,398	00:00:08	75%	4%
/standards/rfcs/	20,708	13,084	00:00:35	61%	67%
/how/meetings/112/	8,006	5,596	00:01:01	41%	61%
/standards/	4,419	2,984	00:00:29	60%	37%
/about/	3,262	2,306	00:00:47	70%	49%
/privacy-statement/	3,045	2,290	00:00:48	30%	42%
/standards/publication/	3,434	2,178	00:00:47	48%	60%
/standards/ids/	2,970	2,026	00:00:37	48%	40%
/about/who/	2,737	1,941	00:00:54	71%	46%
/standards/ids/internet-draft-mirror-sites/	2,131	1,837	00:00:25	81%	91%
/how/wgs/	2,574	1,729	00:00:52	47%	47%
/about/mission/	2,467	1,610	00:00:56	51%	36%
/topics/	2,420	1,552	00:00:31	57%	22%
/about/administration/	2,238	1,537	00:00:35	24%	33%
/search/	2,212	1,500	00:00:48	33%	46%
/links/	2,278	1,479	00:00:46	39%	38%
/id/ - Others	1,626	1,417	00:00:36	77%	85%
/standards/process/	1,991	1,344	00:00:41	66%	42%
/how/meetings/	2,056	1,323	00:00:26	42%	21%
/topics/netmgmt/	1,852	1,238	00:00:50	64%	39%
/topics/iot/	1,633	1,074	00:00:52	64%	41%
/blog/	1,573	1,029	00:00:34	65%	35%
Others	64,513	47,680	00:00:47	63%	45%

# Entry pages

Entry Page URL	Entrances	Bounces	Bounce Rate
/	66,437	43,866	66%
/blog/ - Others	349	261	75%
/standards/rfcs/	8,426	5,178	61%
/how/meetings/112/	1,872	763	41%
/standards/	1,107	668	60%
/about/	867	610	70%
/privacy-statement/	1,766	535	30%
/standards/publication/	116	56	48%
/standards/ids/	426	204	48%
/about/who/	327	232	71%
/standards/ids/internet-draft-mirror-sites/	1,680	1,363	81%
/how/wgs/	329	156	47%
/about/mission/	226	115	51%
/topics/	150	85	57%
/about/administration/	678	166	24%
/search/	1,030	341	33%
/links/	180	70	39%
/id/ - Others	1,267	981	77%
/standards/process/	394	259	66%
/how/meetings/	315	132	42%
/topics/netmgmt/	156	100	64%
/topics/iot/	274	176	64%
/blog/	147	95	65%
Others	16,828	10,589	63%

## Length of Visits

Visit duration	Visits
0-10s	72,620
11-30s	6,626
31-60s	4,906
1-2 min	4,934
2-4 min	4,446
4-7 min	3,447
7-10 min	2,027
10-15 min	2,116
15-30 min	3,762
30+ min	1,531

# Channel Type

Channel Type	Visits	Actions	Actions per Visit	Avg. Time on Website	Bounce Rate	Revenue
Direct Entry	69,202	182,681	3	00:02:13	71%	\$0
Search Engines	22,041	62,536	3	00:02:09	54%	\$0
Websites	14,365	60,075	4	00:03:01	43%	\$0
Social Networks	469	965	2	00:01:27	64%	\$0
Campaigns	95	392	4	00:03:26	54%	\$0