



Japan Immigration and Transport Information

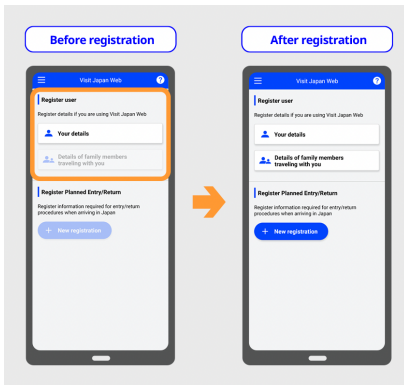
As of 18 January, 2023, [three WHO approved vaccinations](#) OR a [negative COVID-19 test](#) are required to enter Japan. There are no date requirements for the vaccinations.

Create an account here: <https://www.vjw.digital.go.jp/main/#/vjwpl001>

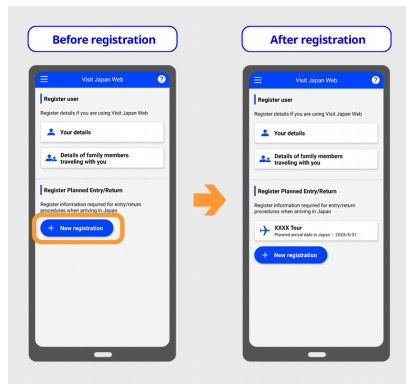
Detailed instructions on how to use the registration website are here: https://www.vjw.digital.go.jp/manual/main/visitjapanweb_manual_en.pdf

At least 72 hours prior to arrival, complete the below steps.

Step 1 - Register your details

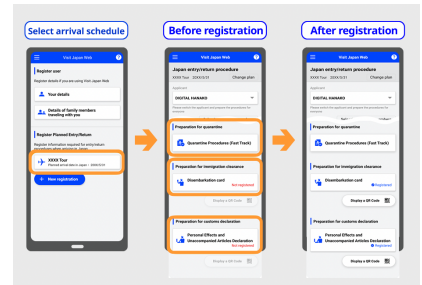


Step 2 - Register your trip schedule



Step 3 - Register required information for arrival

1. Quarantine (Fast Track)
2. Immigration (disembarkation card)
3. Customs declaration



For intended address in Japan, use the below:

Intended Address in Japan *Required

Enter automatically using postal code

Postal code
Numerical values only, hyphen not required

2208522

Prefecture *

KANAGAWA KEN

City *

YOKOHAMA SHI KANAGAWA KU

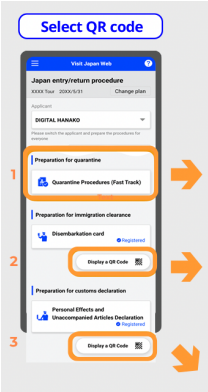



Address *
Uppercase Latin alphabet and numerical values and symbols

1 CHOME-1-1 MINATOMIRAI, NISHI WARD, YOKOHAMA

Hotel name, place of stay
Uppercase Latin alphabet and numerical values and symbols

INTERCONTINENTAL YOKOHAMA GRAND, AN IHG HOTEL

Prior to departing, follow the below steps.

Step 1 - Save screenshot and QR codes from below	Screen shot 1	QR Code 1	QR Code 2
			

On Arrival in Japan

<p>When exiting the plane, have Quarantine (Fast Track) screen shot ready to show</p>	<p>When arriving at passport control, have Immigration QR code ready to show</p>	<p>After baggage claim, have Customs Declaration QR code and passport ready for kiosk to confirm registration</p>
