

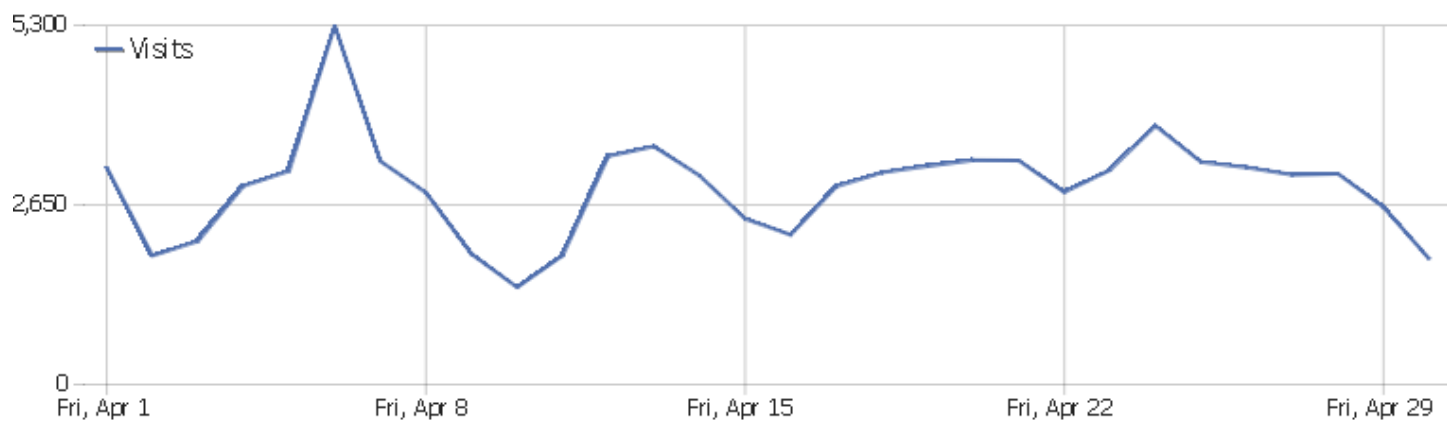


## IETF website

Date range: April 2022
















Monthly overview report for [www.ietf.org](http://www.ietf.org) web analytics. NOTE: Revenue figures are artifacts of the Analytics reporting tool and are not implemented for [www.ietf.org](http://www.ietf.org).

# Visits Summary



Name	Value
Unique visitors	27,722
Users	8
Visits	87,463
Actions	251,136
Maximum actions in one visit	10,000
Actions per Visit	3
Avg. Visit Duration (in seconds)	00:02:02
Bounce Rate	64%

# Country

Country	Visits	Actions	Actions per Visit	Avg. Time on Website	Bounce Rate	Revenue
 United States	48,442	143,871	3	00:02:03	64%	\$0
 China	7,544	21,087	3	00:02:54	60%	\$0
 Unknown	5,988	10,788	2	00:01:08	87%	\$0
 United Kingdom	5,971	14,043	2	00:01:27	63%	\$0
 Germany	1,835	4,383	2	00:01:20	62%	\$0
 Spain	1,708	4,452	3	00:02:08	63%	\$0
 Japan	1,607	3,886	2	00:01:36	56%	\$0
 Russia	1,605	4,758	3	00:02:33	58%	\$0
 Brazil	1,307	3,026	2	00:01:30	64%	\$0
 France	1,255	2,747	2	00:01:09	63%	\$0
 South Korea	1,026	3,328	3	00:02:02	59%	\$0
 Canada	710	1,830	3	00:01:23	59%	\$0
 Italy	681	1,523	2	00:01:26	64%	\$0
 India	606	1,659	3	00:01:32	61%	\$0
 Thailand	531	3,428	7	00:03:29	25%	\$0
 Taiwan	481	2,156	5	00:03:48	54%	\$0
 Turkey	469	2,018	4	00:03:15	43%	\$0
 Australia	431	1,343	3	00:02:27	55%	\$0
 Indonesia	386	2,209	6	00:03:51	38%	\$0
 Portugal	353	819	2	00:02:50	59%	\$0
 Poland	347	1,612	5	00:03:31	56%	\$0
 Mexico	324	1,277	4	00:02:36	48%	\$0
 Vietnam	285	1,222	4	00:02:28	48%	\$0
Others	3,571	13,671	4	00:02:29	49%	\$0

# Page URLs

Page URL	Pageviews	Unique Pageviews	Avg. time on page	Bounce Rate	Exit rate
/	86,489	53,721	00:00:56	66%	79%
/standards/rfcs/	14,486	10,269	00:00:36	58%	70%
/blog/how-read-rfc/	4,090	3,654	00:01:08	82%	91%
/privacy-statement/	4,586	2,649	00:01:44	25%	38%
/standards/	3,104	2,403	00:00:25	58%	29%
/how/meetings/114/	3,153	2,292	00:00:46	62%	48%
/how/meetings/113/	3,012	2,180	00:00:57	33%	45%
/id/ - Others	2,174	1,884	00:00:34	77%	86%
/about/	2,320	1,874	00:00:51	72%	50%
/about/administration/	2,214	1,505	00:00:42	22%	30%
/about/who/	1,810	1,503	00:01:01	65%	45%
/search/	1,827	1,467	00:00:45	29%	44%
/how/wgs/	1,989	1,447	00:00:39	45%	33%
/about/participate/get-started/	1,732	1,401	00:00:54	71%	52%
/about/mission/	1,764	1,360	00:01:10	60%	41%
/topics/	1,822	1,311	00:00:36	39%	18%
/standards/publication/	1,639	1,211	00:00:45	51%	61%
/topics/netmgmt/	1,657	1,208	00:00:55	53%	39%
/how/meetings/	1,579	1,185	00:00:24	29%	15%
/topics/iot/	1,505	1,141	00:01:01	66%	47%
/rfc/ - Others	1,107	1,005	00:00:28	74%	80%
/blog/ietf113-hackathon/	1,304	941	00:00:54	60%	39%
Others	923	917	00:00:00	99%	100%
Others	55,772	43,725	00:00:51	63%	43%

## Entry pages

Entry Page URL	Entrances	Bounces	Bounce Rate
/	51,628	33,905	66%
/standards/rfcs/	6,660	3,884	58%
/blog/how-read-rfc/	2,868	2,363	82%
/privacy-statement/	2,076	527	25%
/standards/	731	427	58%
/how/meetings/114/	702	437	62%
/how/meetings/113/	623	203	33%
/id/ - Others	1,696	1,309	77%
/about/	719	516	72%
/about/administration/	659	146	22%
/about/who/	232	151	65%
/search/	1,049	308	29%
/how/wgs/	195	87	45%
/about/participate/get-started/	269	192	71%
/about/mission/	157	94	60%
/topics/	114	44	39%
/standards/publication/	84	43	51%
/topics/netmgmt/	157	83	53%
/how/meetings/	227	65	29%
/topics/iot/	372	245	66%
/rfc/ - Others	880	654	74%
/blog/ietf113-hackathon/	235	141	60%
Others	917	909	99%
Others	13,576	8,510	63%

## Length of Visits

Visit duration	Visits
0-10s	59,913
11-30s	5,913
31-60s	4,638
1-2 min	4,425
2-4 min	3,533
4-7 min	2,599
7-10 min	1,515
10-15 min	1,560
15-30 min	2,471
30+ min	1,095

# Channel Type

Channel Type	Visits	Actions	Actions per Visit	Avg. Time on Website	Bounce Rate	Revenue
Direct Entry	54,726	142,611	3	00:01:43	71%	\$0
Search Engines	17,984	45,976	3	00:02:05	54%	\$0
Websites	12,563	58,601	5	00:03:32	41%	\$0
Social Networks	2,022	3,536	2	00:01:04	79%	\$0
Campaigns	168	412	3	00:01:48	66%	\$0