

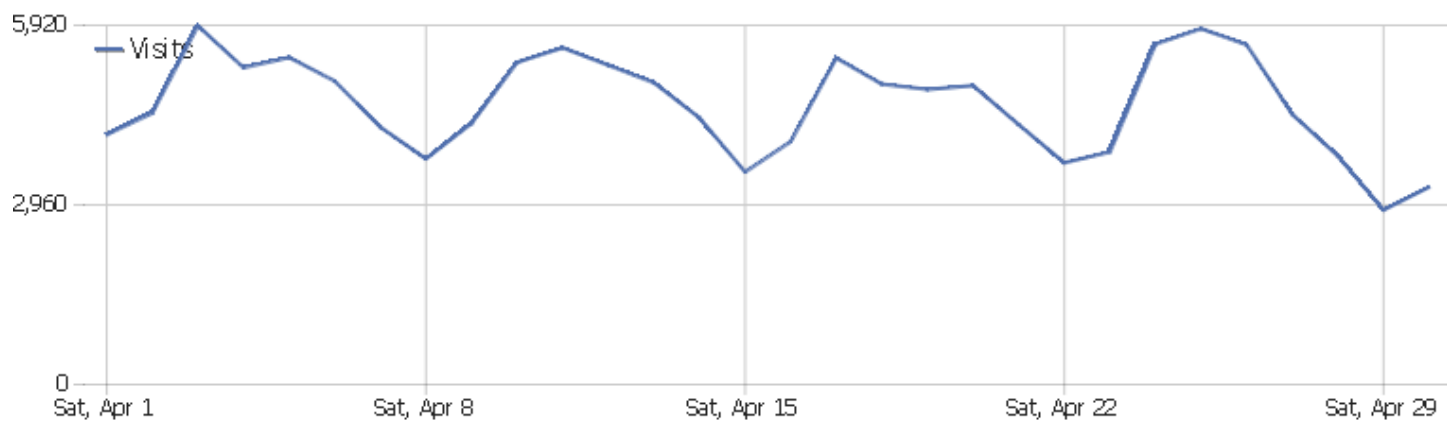


IETF website

Date range: April 2023























Monthly overview report for www.ietf.org web analytics. NOTE: Revenue figures are artifacts of the Analytics reporting tool and are not implemented for www.ietf.org.

Visits Summary



Name	Value
Unique visitors	36,323
Users	12
Visits	138,674
Actions	232,426
Maximum actions in one visit	842
Actions per Visit	2
Avg. Visit Duration (in seconds)	00:00:54
Bounce Rate	74%

Country

Country	Visits	Actions	Actions per Visit	Avg. Time on Website	Bounce Rate	Revenue
 United States	69,945	109,579	2	00:00:38	76%	\$0
 China	19,889	29,162	2	00:00:37	79%	\$0
 United Kingdom	8,303	15,610	2	00:00:28	70%	\$0
 Unknown	7,838	15,077	2	00:05:17	74%	\$0
 Japan	3,440	5,914	2	00:00:35	68%	\$0
 Russia	2,796	4,482	2	00:00:34	74%	\$0
 Spain	2,712	4,252	2	00:00:45	74%	\$0
 Germany	2,532	4,165	2	00:00:23	73%	\$0
 Brazil	1,934	3,048	2	00:00:26	75%	\$0
 South Korea	1,867	3,399	2	00:01:00	69%	\$0
 France	1,847	2,946	2	00:00:25	73%	\$0
 India	1,116	2,102	2	00:00:36	70%	\$0
 Canada	968	1,939	2	00:00:39	64%	\$0
 Thailand	854	2,470	3	00:01:24	45%	\$0
 Taiwan	823	1,853	2	00:01:09	61%	\$0
 Italy	782	1,233	2	00:00:25	74%	\$0
 Mexico	717	1,659	2	00:00:49	55%	\$0
 Turkey	703	1,548	2	00:00:48	59%	\$0
 Australia	700	1,504	2	00:00:37	65%	\$0
 Indonesia	630	1,504	2	00:00:50	59%	\$0
 Vietnam	620	1,614	3	00:00:46	53%	\$0
 Egypt	568	1,541	3	00:01:13	51%	\$0
 Poland	561	1,182	2	00:00:38	59%	\$0
Others	6,529	14,643	2	00:00:49	61%	\$0

Page URLs

Page URL	Pageviews	Unique Pageviews	Avg. time on page	Bounce Rate	Exit rate
/	87,818	76,872	00:00:51	80%	84%
/standards/rfcs/	13,964	11,990	00:00:14	73%	83%
/privacy-statement/	4,372	3,949	00:00:28	52%	60%
/blog/mls-secure-and-usable-end-to-end-encryption/	4,219	3,793	00:00:21	75%	72%
/how/meetings/117/	3,617	3,246	00:00:21	69%	67%
/about/introduction/	3,173	2,988	00:00:24	80%	76%
/standards/	2,811	2,604	00:00:20	61%	47%
/how/meetings/116/	2,486	2,220	00:00:22	58%	80%
/about/	2,350	2,135	00:00:20	54%	45%
/id/ - Others	2,028	1,912	00:00:12	86%	92%
/how/meetings/	2,052	1,852	00:00:19	38%	29%
/search/	1,984	1,803	00:00:23	49%	61%
/how/wgs/	1,898	1,689	00:00:35	45%	57%
/about/participate/get-started/	1,742	1,582	00:00:25	67%	67%
/about/administration/	1,645	1,508	00:00:23	43%	50%
/topics/	1,668	1,460	00:00:19	45%	41%
/rfc/ - Others	1,511	1,431	00:00:23	87%	89%
/how/meetings/upcoming/	1,410	1,355	00:00:15	79%	81%
/blog/how-read-rfc/	1,312	1,266	00:00:28	79%	88%
/blog/	1,444	1,237	00:00:18	68%	58%
/how/meetings/past/	1,357	1,225	00:00:40	53%	81%
/topics/netmgmt/	1,329	1,172	00:00:28	56%	60%
/standards/publication/	1,283	1,133	00:00:23	51%	72%
Others	53,764	45,963	00:00:26	66%	63%

Entry pages

Entry Page URL	Entrances	Bounces	Bounce Rate
/	71,518	57,065	80%
/standards/rfcs/	9,727	7,092	73%
/privacy-statement/	3,319	1,736	52%
/blog/mls-secure-and-usable-end-to-end-encryption/	2,129	1,590	75%
/how/meetings/117/	1,658	1,150	69%
/about/introduction/	1,441	1,154	80%
/standards/	1,434	874	61%
/how/meetings/116/	1,712	987	58%
/about/	1,095	596	54%
/id/ - Others	1,826	1,564	86%
/how/meetings/	804	307	38%
/search/	1,511	739	49%
/how/wgs/	764	341	45%
/about/participate/get-started/	708	471	67%
/about/administration/	893	386	43%
/topics/	644	290	45%
/rfc/ - Others	1,319	1,147	87%
/how/meetings/upcoming/	865	682	79%
/blog/how-read-rfc/	796	629	79%
/blog/	603	413	68%
/how/meetings/past/	629	333	53%
/topics/netmgmt/	520	293	56%
/standards/publication/	437	222	51%
Others	25,316	16,817	66%

Length of visits

Visit duration	Visits
0-10s	111,115
11-30s	10,210
31-60s	5,139
1-2 min	3,676
2-4 min	2,838
4-7 min	1,782
7-10 min	900
10-15 min	960
15-30 min	1,689
30+ min	529

Channel Type

Channel Type	Visits	Actions	Actions per Visit	Avg. Time on Website	Bounce Rate	Revenue
Direct Entry	99,065	154,382	2	00:00:57	77%	\$0
Search Engines	22,114	34,670	2	00:00:34	72%	\$0
Websites	15,844	40,478	3	00:01:01	55%	\$0
Social Networks	938	1,720	2	00:00:46	72%	\$0
Campaigns	713	1,176	2	00:00:35	69%	\$0