

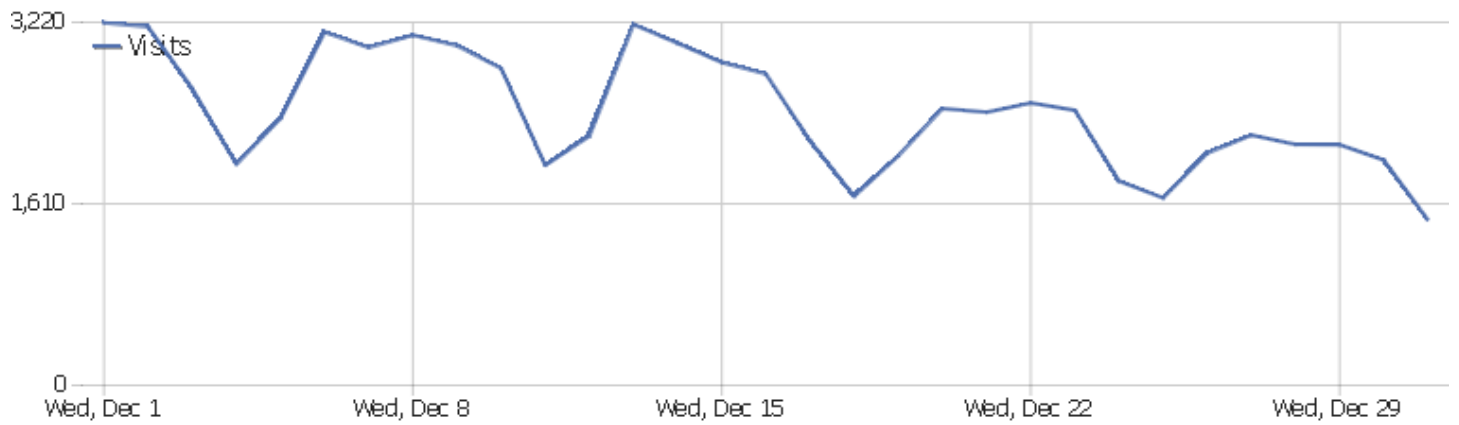


IETF website

Date range: December 2021






















Monthly overview report for www.ietf.org web analytics. NOTE: Revenue figures are artifacts of the Analytics reporting tool and are not implemented for www.ietf.org.

Visits Summary



Name	Value
Unique visitors	16,217
Users	4
Visits	75,626
Actions	207,205
Maximum actions in one visit	9,234
Actions per Visit	3
Avg. Visit Duration (in seconds)	00:01:51
Bounce Rate	64%

Country

Country	Visits	Actions	Actions per Visit	Avg. Time on Website	Bounce Rate	Revenue
 United States	43,214	108,018	3	00:01:48	68%	\$0
 China	7,660	25,909	3	00:02:03	60%	\$0
 United Kingdom	4,579	11,182	2	00:01:27	63%	\$0
 Unknown	2,545	5,071	2	00:01:39	73%	\$0
 Russia	1,769	4,462	3	00:01:36	63%	\$0
 Spain	1,658	3,769	2	00:01:51	64%	\$0
 Germany	1,655	4,477	3	00:01:24	60%	\$0
 Japan	1,583	3,860	2	00:02:13	57%	\$0
 France	1,324	3,302	3	00:01:35	58%	\$0
 Brazil	895	2,438	3	00:01:57	59%	\$0
 South Korea	839	2,313	3	00:01:03	63%	\$0
 Italy	626	1,437	2	00:01:09	66%	\$0
 Canada	564	1,778	3	00:01:54	52%	\$0
 Thailand	511	3,257	6	00:03:07	28%	\$0
 Taiwan	486	1,926	4	00:03:07	52%	\$0
 Turkey	484	1,977	4	00:03:02	47%	\$0
 India	435	1,389	3	00:01:32	59%	\$0
 Poland	360	1,210	3	00:01:51	51%	\$0
 Australia	351	1,553	4	00:03:32	41%	\$0
 Mexico	308	1,215	4	00:02:59	45%	\$0
 Vietnam	273	1,352	5	00:01:47	39%	\$0
 Netherlands	270	712	3	00:02:05	62%	\$0
 Indonesia	265	1,450	6	00:02:34	41%	\$0
Others	2,972	13,148	4	00:02:27	48%	\$0

Page URLs

Page URL	Pageviews	Unique Pageviews	Avg. time on page	Bounce Rate	Exit rate
/	61,445	46,661	00:01:00	67%	78%
/standards/rfcs/	12,430	8,491	00:00:30	63%	67%
/blog/ - Others	4,607	4,521	00:00:09	75%	7%
/privacy-statement/	3,646	2,776	00:00:54	28%	41%
/standards/	3,232	2,450	00:00:25	64%	35%
/how/meetings/113/	3,040	2,269	00:00:37	62%	42%
/standards/ids/internet-draft-mirror-sites/	1,978	1,718	00:00:21	80%	90%
/about/administration/	2,176	1,622	00:00:36	21%	33%
/search/	2,151	1,607	00:00:48	30%	46%
/standards/publication/	2,201	1,514	00:00:50	45%	61%
/about/	1,837	1,424	00:00:35	65%	42%
/id/ - Others	1,605	1,406	00:00:35	77%	86%
/standards/ids/	1,833	1,384	00:00:42	52%	39%
/how/wgs/	1,923	1,338	00:00:50	40%	40%
/about/who/	1,531	1,260	00:00:44	69%	51%
/topics/	1,552	1,136	00:00:26	36%	20%
/topics/netmgmt/	1,446	1,079	00:00:45	58%	41%
/links/	1,505	1,060	00:00:45	27%	35%
/blog/ietf112-hackathon/	1,502	1,056	00:00:42	44%	28%
/about/mission/	1,308	1,001	00:00:48	54%	36%
/how/meetings/	1,308	966	00:00:19	30%	16%
/rfc/ - Others	1,030	949	00:00:51	77%	81%
/standards/process/	1,241	930	00:00:53	68%	50%
Others	51,772	39,956	00:00:49	65%	46%

Entry pages

Entry Page URL	Entrances	Bounces	Bounce Rate
/	44,465	29,942	67%
/standards/rfcs/	5,503	3,440	63%
/blog/ - Others	237	178	75%
/privacy-statement/	2,222	614	28%
/standards/	865	551	64%
/how/meetings/113/	536	330	62%
/standards/ids/internet-draft-mirror-sites/	1,600	1,279	80%
/about/administration/	800	170	21%
/search/	1,148	350	30%
/standards/publication/	96	43	45%
/about/	416	270	65%
/id/ - Others	1,254	971	77%
/standards/ids/	218	113	52%
/how/wgs/	173	70	40%
/about/who/	274	190	69%
/topics/	95	34	36%
/topics/netmgmt/	136	79	58%
/links/	96	26	27%
/blog/ietf112-hackathon/	142	62	44%
/about/mission/	109	59	54%
/how/meetings/	188	56	30%
/rfc/ - Others	814	626	77%
/standards/process/	354	239	68%
Others	13,338	8,608	65%

Length of Visits

Visit duration	Visits
0-10s	52,177
11-30s	5,062
31-60s	3,929
1-2 min	3,849
2-4 min	3,133
4-7 min	2,223
7-10 min	1,248
10-15 min	1,305
15-30 min	2,093
30+ min	771

Channel Type

Channel Type	Visits	Actions	Actions per Visit	Avg. Time on Website	Bounce Rate	Revenue
Direct Entry	47,119	108,308	2	00:01:32	74%	\$0
Search Engines	14,917	37,942	3	00:01:45	56%	\$0
Websites	13,234	59,874	5	00:03:02	41%	\$0
Social Networks	301	895	3	00:02:35	70%	\$0
Campaigns	55	186	3	00:02:50	64%	\$0