

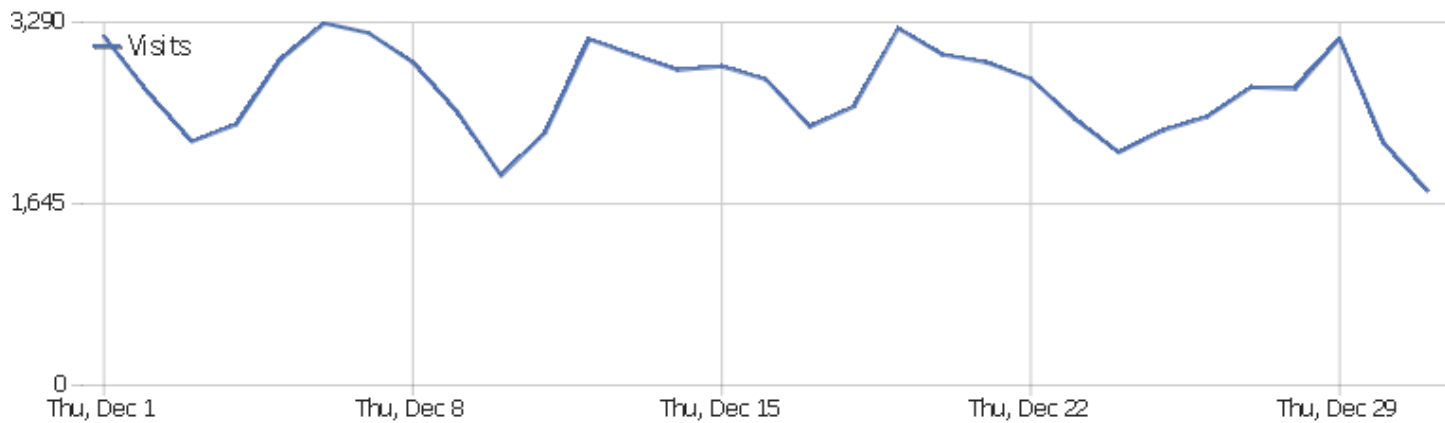


IETF website

Date range: December 2022
























Monthly overview report for www.ietf.org web analytics. NOTE: Revenue figures are artifacts of the Analytics reporting tool and are not implemented for www.ietf.org.

Visits Summary



Name	Value
Unique visitors	22,547
Users	2
Visits	82,553
Actions	196,200
Maximum actions in one visit	1,095
Actions per Visit	2
Avg. Visit Duration (in seconds)	00:01:51
Bounce Rate	67%

Country

Country	Visits	Actions	Actions per Visit	Avg. Time on Website	Bounce Rate	Revenue
 United States	46,572	100,407	2	00:01:52	70%	\$0
 China	9,025	16,429	2	00:01:19	77%	\$0
 United Kingdom	5,016	12,016	2	00:01:46	61%	\$0
 Unknown	3,581	9,724	3	00:01:54	81%	\$0
 Japan	2,082	5,679	3	00:02:18	52%	\$0
 Spain	1,715	4,293	3	00:02:02	64%	\$0
 Russia	1,600	4,155	3	00:01:35	57%	\$0
 Germany	1,539	3,657	2	00:01:25	61%	\$0
 France	1,219	3,043	3	00:01:49	60%	\$0
 Brazil	925	2,744	3	00:01:57	54%	\$0
 South Korea	711	1,763	3	00:01:31	63%	\$0
 India	699	2,395	3	00:01:31	59%	\$0
 Italy	629	1,302	2	00:01:04	68%	\$0
 Canada	568	1,568	3	00:01:54	53%	\$0
 Thailand	481	3,239	7	00:03:18	22%	\$0
 Taiwan	458	1,280	3	00:02:00	61%	\$0
 Turkey	407	1,713	4	00:02:22	46%	\$0
 Mexico	399	1,930	5	00:03:42	39%	\$0
 Australia	393	1,479	4	00:02:27	51%	\$0
 Indonesia	352	1,675	5	00:02:56	36%	\$0
 Poland	341	951	3	00:01:11	56%	\$0
 Netherlands	286	566	2	00:01:01	62%	\$0
 Vietnam	265	1,470	6	00:03:20	30%	\$0
Others	3,290	12,722	4	00:02:38	50%	\$0

Page URLs

Page URL	Pageviews	Unique Pageviews	Avg. time on page	Bounce Rate	Exit rate
/	71,804	53,252	00:01:01	71%	81%
/standards/rfcs/	10,037	7,593	00:00:34	62%	73%
/how/meetings/116/	5,934	4,176	00:00:51	53%	48%
/privacy-statement/	4,263	3,244	00:00:55	30%	41%
/standards/	2,704	2,214	00:00:26	65%	36%
/about/introduction/	2,589	2,125	00:01:01	76%	59%
/about/	2,228	1,705	00:00:32	60%	34%
/search/	1,766	1,366	00:00:52	35%	47%
/how/meetings/	1,647	1,338	00:00:23	36%	17%
/id/ - Others	1,507	1,328	00:00:38	76%	84%
/about/administration/	1,623	1,275	00:00:40	29%	34%
/about/participate/get-started/	2,014	1,222	00:00:44	69%	50%
/how/wgs/	1,475	1,165	00:00:44	49%	38%
/blog/ - Others	1,243	1,125	00:00:39	83%	36%
/topics/	1,331	1,023	00:00:29	62%	24%
/blog/how-read-rfc/	1,144	976	00:01:38	70%	79%
/how/meetings/upcoming/	1,036	913	00:00:40	67%	64%
/topics/netmgmt/	1,206	912	00:00:56	61%	44%
/about/administration/policies-procedures/vulnerability	1,205	890	00:00:30	29%	15%
/rfc/ - Others	1,000	877	00:00:35	70%	78%
/links/	1,027	830	00:00:56	57%	38%
/about/open-records/	1,125	826	00:01:01	43%	35%
/topics/iot/	1,046	812	00:01:13	75%	57%
Others	47,740	38,285	00:00:50	64%	48%

Entry pages

Entry Page URL	Entrances	Bounces	Bounce Rate
/	51,141	36,496	71%
/standards/rfcs/	5,241	3,242	62%
/how/meetings/116/	1,315	698	53%
/privacy-statement/	2,597	768	30%
/standards/	823	534	65%
/about/introduction/	342	260	76%
/about/	510	305	60%
/search/	933	325	35%
/how/meetings/	274	99	36%
/id/ - Others	1,165	884	76%
/about/administration/	593	173	29%
/about/participate/get-started/	238	165	69%
/how/wgs/	159	78	49%
/blog/ - Others	325	270	83%
/topics/	98	61	62%
/blog/how-read-rfc/	438	306	70%
/how/meetings/upcoming/	429	288	67%
/topics/netmgmt/	109	67	61%
/about/administration/policies-procedures/vulnerability	107	31	29%
/rfc/ - Others	741	519	70%
/links/	113	64	57%
/about/open-records/	63	27	43%
/topics/iot/	318	238	75%
Others	13,685	8,814	64%

Length of visits

Visit duration	Visits
0-10s	58,887
11-30s	5,183
31-60s	3,960
1-2 min	3,635
2-4 min	3,066
4-7 min	2,170
7-10 min	1,252
10-15 min	1,398
15-30 min	2,336
30+ min	827

Channel Type

Channel Type	Visits	Actions	Actions per Visit	Avg. Time on Website	Bounce Rate	Revenue
Direct Entry	54,194	97,087	2	00:01:34	77%	\$0
Search Engines	14,925	36,481	2	00:01:47	55%	\$0
Websites	12,363	58,799	5	00:03:06	38%	\$0
Social Networks	783	2,976	4	00:02:20	57%	\$0
Campaigns	288	857	3	00:02:55	48%	\$0