

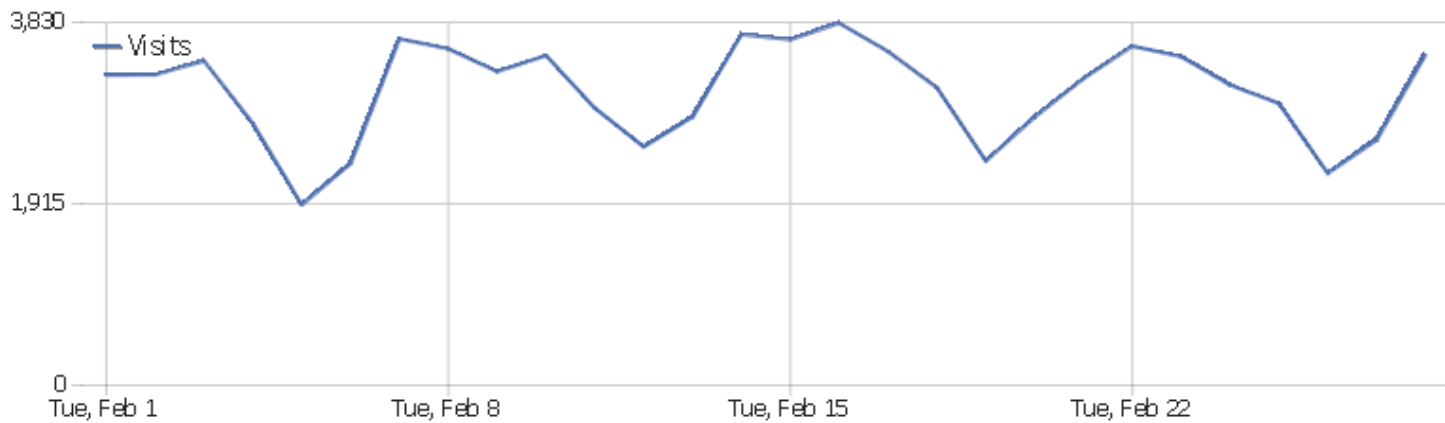


IETF website

Date range: February 2022













Monthly overview report for [www.ietf.org](http://www.ietf.org) web analytics. NOTE: Revenue figures are artifacts of the Analytics reporting tool and are not implemented for [www.ietf.org](http://www.ietf.org).

# Visits Summary



Name	Value
Unique visitors	33,989
Users	7
Visits	87,010
Actions	236,849
Maximum actions in one visit	9,163
Actions per Visit	3
Avg. Visit Duration (in seconds)	00:02:15
Bounce Rate	62%

# Country

Country	Visits	Actions	Actions per Visit	Avg. Time on Website	Bounce Rate	Revenue
 United States	53,650	139,861	3	00:02:18	65%	\$0
 United Kingdom	6,274	16,734	3	00:01:53	59%	\$0
 China	5,079	14,542	3	00:02:09	54%	\$0
 Unknown	3,520	7,164	2	00:02:15	76%	\$0
 Spain	1,898	5,229	3	00:02:39	59%	\$0
 Germany	1,863	5,085	3	00:01:44	55%	\$0
 Russia	1,599	4,520	3	00:02:41	55%	\$0
 France	1,403	3,505	3	00:01:34	59%	\$0
 Japan	1,223	2,883	2	00:01:22	58%	\$0
 Brazil	1,220	3,360	3	00:02:24	56%	\$0
 Canada	881	2,816	3	00:02:38	53%	\$0
 South Korea	737	1,957	3	00:01:27	61%	\$0
 Italy	666	1,732	3	00:02:10	55%	\$0
 India	596	1,623	3	00:01:39	63%	\$0
 Taiwan	581	1,790	3	00:02:40	49%	\$0
 Thailand	557	3,233	6	00:03:40	30%	\$0
 Mexico	444	1,916	4	00:03:38	44%	\$0
 Turkey	437	1,679	4	00:02:23	45%	\$0
 Netherlands	359	952	3	00:02:08	58%	\$0
 Australia	337	1,140	3	00:01:52	51%	\$0
 Poland	313	1,051	3	00:03:04	48%	\$0
 Indonesia	271	1,336	5	00:02:43	34%	\$0
 Sweden	211	996	5	00:02:37	46%	\$0
Others	2,891	11,745	4	00:02:32	46%	\$0

# Page URLs

Page URL	Pageviews	Unique Pageviews	Avg. time on page	Bounce Rate	Exit rate
/	75,811	52,755	00:01:14	63%	76%
/standards/rfcs/	14,582	9,776	00:00:37	61%	67%
/how/meetings/113/	9,741	6,431	00:01:09	42%	64%
/standards/	3,603	2,804	00:00:24	63%	35%
/privacy-statement/	3,196	2,500	00:00:47	27%	38%
/standards/publication/	2,590	1,891	00:00:50	40%	65%
/how/ids/internet-draft-mirror-sites/	2,022	1,864	00:00:21	85%	94%
/about/	2,320	1,837	00:00:55	67%	46%
/about/administration/	2,094	1,603	00:00:47	20%	32%
/about/who/	1,856	1,558	00:00:59	60%	45%
/search/	1,880	1,459	00:00:56	28%	43%
/how/wgs/	1,933	1,440	00:00:45	42%	31%
/about/participate/get-started/	1,781	1,425	00:01:12	70%	46%
/id/ - Others	1,609	1,413	00:00:36	80%	85%
/about/mission/	1,632	1,343	00:01:08	47%	33%
/blog/ietf113-registration-open/	1,476	1,251	00:00:43	55%	34%
/how/meetings/	1,663	1,234	00:00:26	29%	15%
/topics/	1,605	1,220	00:00:25	50%	21%
/topics/netmgmt/	1,504	1,164	00:01:09	51%	42%
/standards/process/	1,353	1,112	00:01:04	69%	50%
/topics/iot/	1,182	990	00:00:57	67%	46%
/how/meetings/upcoming/	1,094	939	00:00:45	58%	55%
/about/groups/iesg/	1,118	906	00:00:39	45%	45%
Others	55,995	44,986	00:00:53	66%	46%

# Entry pages

Entry Page URL	Entrances	Bounces	Bounce Rate
/	50,389	31,890	63%
/standards/rfcs/	6,119	3,726	61%
/how/meetings/113/	2,697	1,132	42%
/standards/	984	619	63%
/privacy-statement/	1,927	520	27%
/standards/publication/	91	36	40%
/how/ids/internet-draft-mirror-sites/	1,788	1,511	85%
/about/	611	412	67%
/about/administration/	754	148	20%
/about/who/	247	147	60%
/search/	1,086	305	28%
/how/wgs/	185	77	42%
/about/participate/get-started/	253	177	70%
/id/ - Others	1,273	1,015	80%
/about/mission/	158	74	47%
/blog/ietf113-registration-open/	266	145	55%
/how/meetings/	250	72	29%
/topics/	119	59	50%
/topics/netmgmt/	155	79	51%
/standards/process/	414	285	69%
/topics/iot/	285	192	67%
/how/meetings/upcoming/	435	254	58%
/about/groups/iesg/	372	168	45%
Others	15,461	10,180	66%

## Length of Visits

Visit duration	Visits
0-10s	58,223
11-30s	6,047
31-60s	4,363
1-2 min	4,206
2-4 min	3,752
4-7 min	2,858
7-10 min	1,695
10-15 min	1,839
15-30 min	3,068
30+ min	1,154

# Channel Type

Channel Type	Visits	Actions	Actions per Visit	Avg. Time on Website	Bounce Rate	Revenue
Direct Entry	54,181	128,317	2	00:02:05	69%	\$0
Search Engines	19,468	51,704	3	00:02:06	55%	\$0
Websites	12,802	55,573	4	00:03:15	41%	\$0
Social Networks	398	956	2	00:01:44	67%	\$0
Campaigns	161	299	2	00:01:12	78%	\$0