

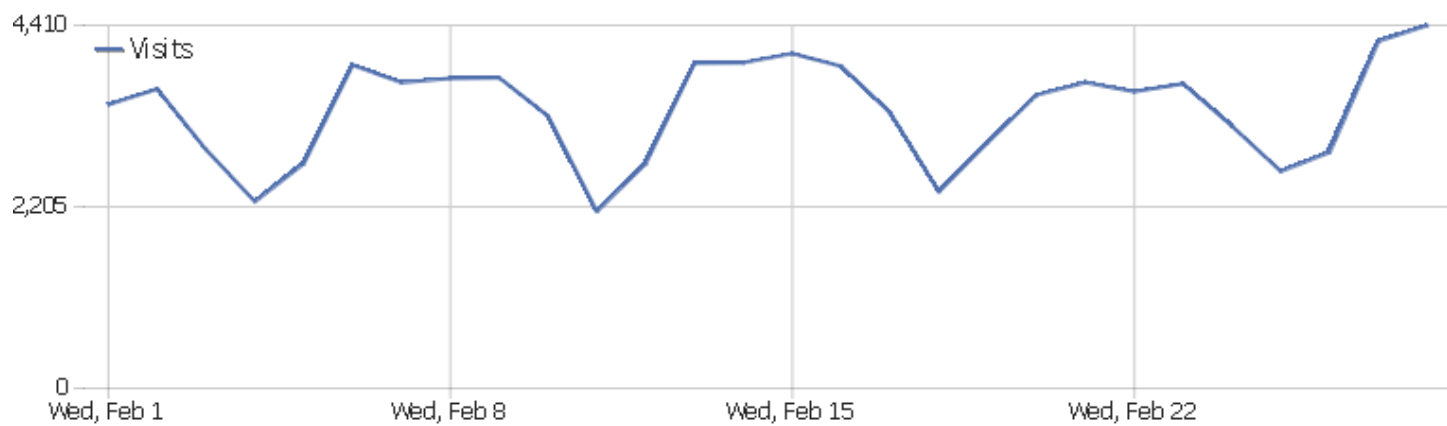


IETF website

Date range: February 2023













Monthly overview report for www.ietf.org web analytics. NOTE: Revenue figures are artifacts of the Analytics reporting tool and are not implemented for www.ietf.org.

Visits Summary



Name	Value
Unique visitors	35,464
Users	16
Visits	94,845
Actions	269,589
Maximum actions in one visit	10,000
Actions per Visit	3
Avg. Visit Duration (in seconds)	00:02:24
Bounce Rate	60%

Country

Country	Visits	Actions	Actions per Visit	Avg. Time on Website	Bounce Rate	Revenue
 United States	51,264	153,799	3	00:02:27	59%	\$0
 China	12,022	23,276	2	00:02:41	76%	\$0
 United Kingdom	6,728	18,358	3	00:02:14	57%	\$0
 Japan	3,696	10,648	3	00:02:21	48%	\$0
 Unknown	2,835	6,175	2	00:01:12	78%	\$0
 Russia	1,927	5,243	3	00:02:19	56%	\$0
 Spain	1,789	4,436	3	00:02:10	60%	\$0
 Germany	1,699	3,773	2	00:01:21	61%	\$0
 France	1,389	3,375	2	00:02:01	60%	\$0
 Brazil	1,279	4,726	4	00:02:59	53%	\$0
 South Korea	945	2,966	3	00:02:38	54%	\$0
 India	830	2,222	3	00:01:29	61%	\$0
 Canada	747	2,348	3	00:03:23	47%	\$0
 Taiwan	674	2,513	4	00:03:05	55%	\$0
 Italy	591	1,215	2	00:01:09	68%	\$0
 Mexico	451	1,791	4	00:03:04	46%	\$0
 Turkey	417	1,781	4	00:02:22	43%	\$0
 Australia	408	1,326	3	00:01:58	48%	\$0
 Thailand	381	2,280	6	00:03:37	24%	\$0
 Netherlands	341	756	2	00:01:14	61%	\$0
 Vietnam	340	1,609	5	00:03:58	37%	\$0
 Poland	339	915	3	00:01:45	56%	\$0
 Indonesia	272	1,466	5	00:03:28	40%	\$0
Others	3,481	12,592	4	00:02:12	50%	\$0

Page URLs

Page URL	Pageviews	Unique Pageviews	Avg. time on page	Bounce Rate	Exit rate
/	88,449	59,264	00:01:12	63%	75%
/standards/rfcs/	15,010	10,596	00:00:36	62%	71%
/how/meetings/116/	13,351	8,705	00:01:07	41%	61%
/about/introduction/	4,479	3,055	00:01:11	72%	62%
/privacy-statement/	3,979	3,016	00:00:50	26%	38%
/standards/	3,624	2,474	00:00:23	61%	34%
/about/	3,404	2,079	00:00:24	52%	31%
/how/meetings/	2,731	1,781	00:00:17	27%	16%
/how/wgs/	2,564	1,480	00:00:49	47%	45%
/search/	2,389	1,447	00:00:42	31%	43%
/how/meetings/upcoming/	1,708	1,409	00:00:44	63%	63%
/about/participate/get-started/	2,364	1,400	00:00:51	69%	49%
/id/ - Others	1,585	1,370	00:00:27	76%	86%
/blog/how-read-rfc/	1,566	1,319	00:01:27	71%	74%
/about/administration/	2,249	1,222	00:00:34	23%	32%
/topics/	2,059	1,104	00:00:23	44%	20%
/how/meetings/116/hotel/	1,349	1,019	00:02:17	57%	70%
/standards/publication/	1,935	1,016	00:00:42	55%	57%
/topics/netmgmt/	1,909	1,006	00:00:31	59%	42%
/blog/	1,877	983	00:00:33	79%	41%
/rfc/ - Others	1,095	962	00:00:41	72%	81%
/how/meetings/116/social/	1,234	922	00:01:17	48%	52%
/about/administration/policies-procedures/vulnerability	1,175	870	00:00:25	30%	17%
Others	69,213	41,761	00:00:41	62%	47%

Entry pages

Entry Page URL	Entrances	Bounces	Bounce Rate
/	56,741	35,635	63%
/standards/rfcs/	7,313	4,568	62%
/how/meetings/116/	4,010	1,628	41%
/about/introduction/	708	513	72%
/privacy-statement/	2,370	620	26%
/standards/	860	522	61%
/about/	586	302	52%
/how/meetings/	456	124	27%
/how/wgs/	232	108	47%
/search/	987	302	31%
/how/meetings/upcoming/	735	461	63%
/about/participate/get-started/	254	175	69%
/id/ - Others	1,214	928	76%
/blog/how-read-rfc/	547	389	71%
/about/administration/	499	115	23%
/topics/	97	43	44%
/how/meetings/116/hotel/	264	150	57%
/standards/publication/	95	52	55%
/topics/netmgmt/	128	76	59%
/blog/	238	188	79%
/rfc/ - Others	836	603	72%
/how/meetings/116/social/	286	138	48%
/about/administration/policies-procedures/vulnerability	136	41	30%
Others	14,088	8,735	62%

Length of visits

Visit duration	Visits
0-10s	63,195
11-30s	7,289
31-60s	4,750
1-2 min	4,440
2-4 min	3,958
4-7 min	3,071
7-10 min	1,783
10-15 min	1,928
15-30 min	3,157
30+ min	1,448

Channel Type

Channel Type	Visits	Actions	Actions per Visit	Avg. Time on Website	Bounce Rate	Revenue
Direct Entry	59,961	152,293	3	00:02:22	68%	\$0
Search Engines	21,031	56,344	3	00:02:06	51%	\$0
Websites	12,231	55,924	5	00:03:06	39%	\$0
Social Networks	970	2,755	3	00:01:35	56%	\$0
Campaigns	652	2,273	4	00:02:43	50%	\$0