

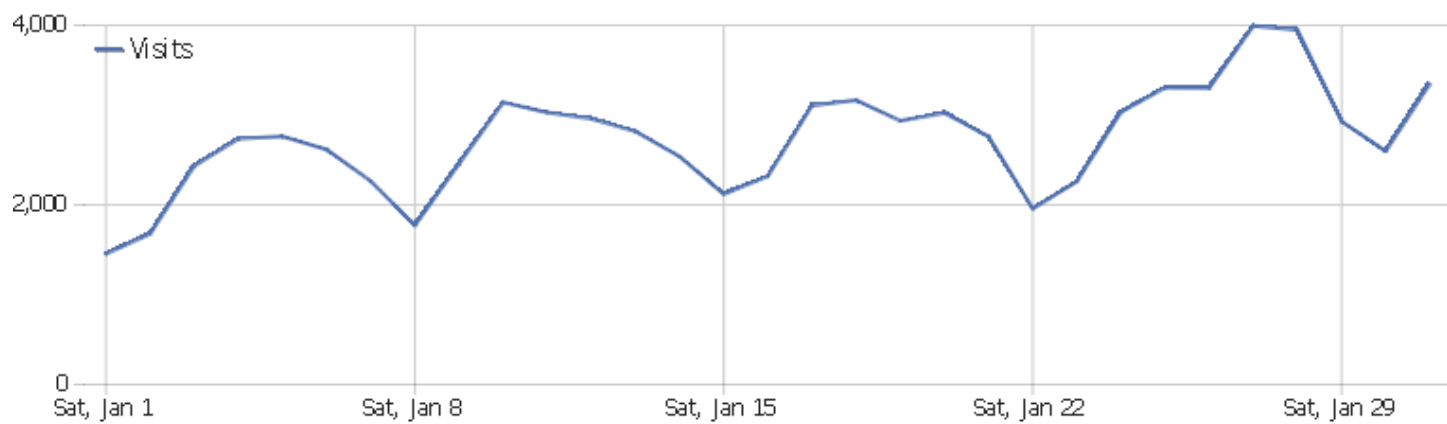


IETF website

Date range: January 2022
























Monthly overview report for www.ietf.org web analytics. NOTE: Revenue figures are artifacts of the Analytics reporting tool and are not implemented for www.ietf.org.

Visits Summary



Name	Value
Unique visitors	34,149
Users	9
Visits	84,767
Actions	211,203
Maximum actions in one visit	297
Actions per Visit	3
Avg. Visit Duration (in seconds)	00:02:01
Bounce Rate	62%

Country

Country	Visits	Actions	Actions per Visit	Avg. Time on Website	Bounce Rate	Revenue
 United States	50,804	115,644	2	00:02:07	65%	\$0
 China	7,196	16,999	2	00:01:37	63%	\$0
 United Kingdom	5,348	13,578	3	00:01:48	59%	\$0
 Unknown	3,006	6,363	2	00:01:59	68%	\$0
 Germany	1,927	5,148	3	00:01:26	56%	\$0
 France	1,512	3,980	3	00:01:38	58%	\$0
 Russia	1,512	4,290	3	00:01:41	60%	\$0
 Spain	1,427	3,486	2	00:01:50	61%	\$0
 Japan	1,320	3,145	2	00:01:17	58%	\$0
 Brazil	1,003	2,801	3	00:02:11	56%	\$0
 Canada	894	2,724	3	00:02:01	56%	\$0
 South Korea	779	2,155	3	00:01:31	61%	\$0
 Italy	689	1,884	3	00:02:15	62%	\$0
 Thailand	525	2,958	6	00:02:57	32%	\$0
 India	496	1,483	3	00:01:41	58%	\$0
 Taiwan	484	1,507	3	00:01:46	54%	\$0
 Turkey	471	1,970	4	00:02:06	43%	\$0
 Poland	414	1,535	4	00:02:09	55%	\$0
 Australia	391	1,431	4	00:02:17	46%	\$0
 Netherlands	374	845	2	00:01:17	64%	\$0
 Mexico	340	1,393	4	00:03:03	50%	\$0
 Indonesia	279	1,799	6	00:02:49	31%	\$0
 Belgium	271	510	2	00:00:47	77%	\$0
Others	3,305	13,575	4	00:02:27	46%	\$0

Page URLs

Page URL	Pageviews	Unique Pageviews	Avg. time on page	Bounce Rate	Exit rate
/	65,473	50,101	00:01:10	65%	75%
/standards/rfcs/	14,491	9,771	00:00:31	61%	66%
/how/meetings/113/	6,623	4,727	00:01:00	51%	56%
/privacy-statement/	3,589	2,700	00:00:45	27%	39%
/standards/	3,442	2,682	00:00:24	56%	31%
/standards/ids/internet-draft-mirror-sites/	2,135	1,945	00:00:18	83%	94%
/about/	2,274	1,862	00:00:48	67%	46%
/about/administration/	2,344	1,833	00:00:40	28%	35%
/standards/publication/	2,417	1,807	00:00:44	51%	63%
/about/who/	1,826	1,614	00:00:48	66%	48%
/search/	1,992	1,579	00:00:51	27%	42%
/about/participate/get-started/	1,865	1,528	00:01:08	62%	47%
/id/ - Others	1,695	1,474	00:00:35	75%	84%
/how/wgs/	1,918	1,443	00:00:40	53%	29%
/standards/ids/	1,758	1,417	00:00:43	53%	43%
/blog/impressions-analyzing-ietf-data-workshop/	1,876	1,392	00:00:46	40%	40%
/topics/	1,695	1,330	00:00:30	54%	24%
/topics/netmgmt/	1,609	1,306	00:00:50	69%	45%
/about/mission/	1,492	1,282	00:00:50	67%	41%
/how/meetings/	1,503	1,225	00:00:23	25%	17%
/rfc/ - Others	1,046	960	00:00:35	79%	82%
/how/meetings/upcoming/	1,120	958	00:00:38	55%	55%
/standards/process/	1,115	944	00:01:00	68%	46%
Others	54,844	44,157	00:00:55	64%	48%

Entry pages

Entry Page URL	Entrances	Bounces	Bounce Rate
/	47,644	30,755	65%
/standards/rfcs/	6,153	3,770	61%
/how/meetings/113/	1,754	893	51%
/privacy-statement/	2,130	574	27%
/standards/	888	493	56%
/standards/ids/internet-draft-mirror-sites/	1,862	1,546	83%
/about/	674	452	67%
/about/administration/	895	249	28%
/standards/publication/	86	44	51%
/about/who/	344	226	66%
/search/	1,153	311	27%
/about/participate/get-started/	293	182	62%
/id/ - Others	1,325	1,000	75%
/how/wgs/	187	99	53%
/standards/ids/	271	144	53%
/blog/impressions-analyzing-ietf-data-workshop/	160	64	40%
/topics/	187	101	54%
/topics/netmgmt/	226	156	69%
/about/mission/	203	137	67%
/how/meetings/	272	69	25%
/rfc/ - Others	849	670	79%
/how/meetings/upcoming/	440	240	55%
/standards/process/	282	191	68%
Others	15,844	10,153	64%

Length of Visits

Visit duration	Visits
0-10s	57,323
11-30s	6,097
31-60s	4,492
1-2 min	4,262
2-4 min	3,628
4-7 min	2,588
7-10 min	1,510
10-15 min	1,538
15-30 min	2,533
30+ min	977

Channel Type

Channel Type	Visits	Actions	Actions per Visit	Avg. Time on Website	Bounce Rate	Revenue
Direct Entry	52,261	100,933	2	00:01:47	71%	\$0
Search Engines	17,498	46,786	3	00:01:56	53%	\$0
Websites	14,452	62,245	4	00:02:56	41%	\$0
Social Networks	479	1,061	2	00:01:59	72%	\$0
Campaigns	77	178	2	00:01:44	52%	\$0