

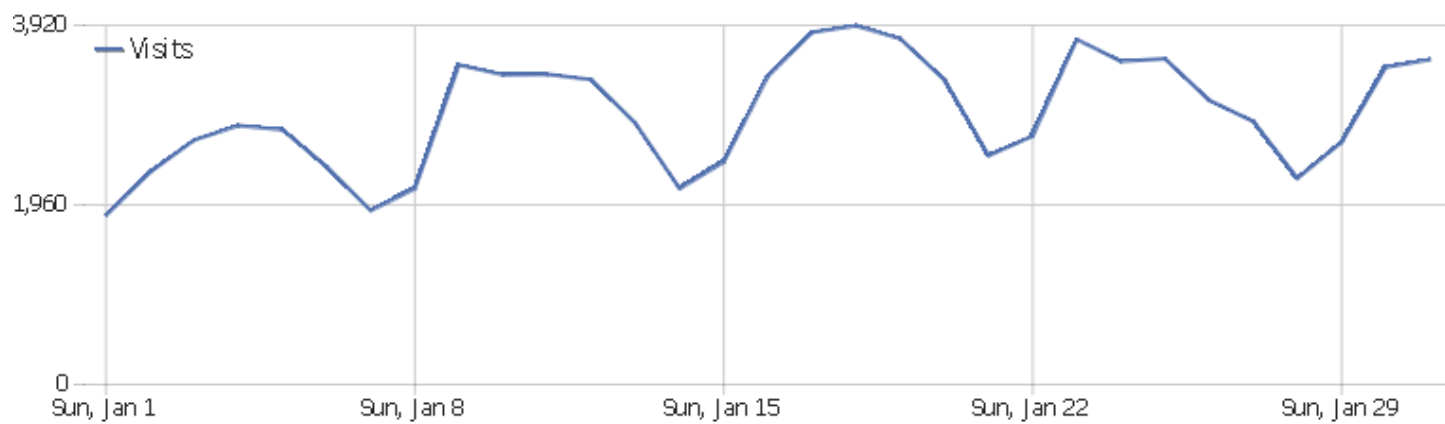


IETF website

Date range: January 2023
























Monthly overview report for [www.ietf.org](http://www.ietf.org) web analytics. NOTE: Revenue figures are artifacts of the Analytics reporting tool and are not implemented for [www.ietf.org](http://www.ietf.org).

# Visits Summary



Name	Value
Unique visitors	32,091
Users	12
Visits	91,991
Actions	221,986
Maximum actions in one visit	142
Actions per Visit	2
Avg. Visit Duration (in seconds)	00:01:49
Bounce Rate	64%

# Country

Country	Visits	Actions	Actions per Visit	Avg. Time on Website	Bounce Rate	Revenue
 United States	52,832	120,174	2	00:01:54	65%	\$0
 China	8,184	14,450	2	00:01:09	77%	\$0
 United Kingdom	6,537	15,955	2	00:01:36	59%	\$0
 Japan	3,316	9,956	3	00:02:28	49%	\$0
 Unknown	3,258	7,612	2	00:01:19	79%	\$0
 Germany	2,019	4,704	2	00:01:42	60%	\$0
 Spain	1,614	3,778	2	00:01:53	64%	\$0
 Russia	1,537	3,674	2	00:01:39	59%	\$0
 France	1,462	3,676	3	00:01:26	59%	\$0
 Brazil	1,121	2,737	2	00:01:28	59%	\$0
 India	851	2,393	3	00:01:34	61%	\$0
 South Korea	810	2,273	3	00:01:41	60%	\$0
 Canada	706	2,040	3	00:02:09	51%	\$0
 Italy	688	1,493	2	00:01:28	63%	\$0
 Mexico	472	2,147	5	00:03:17	39%	\$0
 Thailand	449	2,436	5	00:02:41	24%	\$0
 Taiwan	435	1,326	3	00:01:45	60%	\$0
 Turkey	423	1,599	4	00:02:06	47%	\$0
 Australia	407	1,398	3	00:02:45	46%	\$0
 Poland	383	1,193	3	00:01:54	55%	\$0
 Netherlands	365	929	3	00:01:48	61%	\$0
 Indonesia	349	1,600	5	00:02:45	37%	\$0
 Vietnam	273	1,551	6	00:03:01	37%	\$0
Others	3,500	12,892	4	00:02:15	50%	\$0

# Page URLs

Page URL	Pageviews	Unique Pageviews	Avg. time on page	Bounce Rate	Exit rate
/	72,283	56,739	00:00:51	68%	77%
/standards/rfcs/	13,298	9,848	00:00:35	62%	72%
/how/meetings/116/	8,937	6,159	00:01:10	48%	61%
/privacy-statement/	4,510	3,397	00:00:52	26%	39%
/about/introduction/	3,532	2,955	00:01:16	70%	58%
/standards/	3,212	2,573	00:00:30	61%	34%
/blog/anrp-2023/	3,099	2,393	00:00:59	76%	63%
/about/	2,569	2,031	00:00:32	54%	31%
/how/meetings/	2,096	1,731	00:00:22	22%	14%
/how/meetings/upcoming/	1,833	1,622	00:00:48	66%	66%
/how/wgs/	2,168	1,616	00:00:59	32%	39%
/about/participate/get-started/	1,799	1,453	00:01:04	71%	51%
/search/	1,812	1,445	00:00:54	31%	43%
/id/ - Others	1,610	1,397	00:00:31	75%	87%
/about/administration/	1,772	1,370	00:00:43	23%	30%
/topics/	1,577	1,243	00:00:30	50%	22%
/blog/how-read-rfc/	1,344	1,183	00:01:30	72%	78%
/how/meetings/117/	1,271	1,022	00:00:50	68%	46%
/topics/netmgmt/	1,325	1,010	00:00:53	59%	41%
/topics/iot/	1,324	1,001	00:01:21	64%	50%
/standards/publication/	1,222	966	00:00:43	45%	58%
/about/administration/policies-procedures/vulnerability	1,289	951	00:00:35	33%	17%
/rfc/ - Others	1,087	951	00:00:22	69%	74%
Others	52,136	41,787	00:00:57	62%	48%

# Entry pages

Entry Page URL	Entrances	Bounces	Bounce Rate
/	54,282	36,668	68%
/standards/rfcs/	6,651	4,137	62%
/how/meetings/116/	3,011	1,438	48%
/privacy-statement/	2,677	706	26%
/about/introduction/	506	353	70%
/standards/	970	596	61%
/blog/anrp-2023/	927	703	76%
/about/	558	299	54%
/how/meetings/	385	84	22%
/how/meetings/upcoming/	861	568	66%
/how/wgs/	333	108	32%
/about/participate/get-started/	267	189	71%
/search/	1,018	315	31%
/id/ - Others	1,273	960	75%
/about/administration/	585	136	23%
/topics/	113	56	50%
/blog/how-read-rfc/	521	373	72%
/how/meetings/117/	259	176	68%
/topics/netmgmt/	131	77	59%
/topics/iot/	360	230	64%
/standards/publication/	95	43	45%
/about/administration/policies-procedures/vulnerability	140	46	33%
/rfc/ - Others	775	538	69%
Others	14,305	8,917	62%

## Length of visits

Visit duration	Visits
0-10s	63,417
11-30s	6,399
31-60s	4,645
1-2 min	4,502
2-4 min	3,742
4-7 min	2,862
7-10 min	1,567
10-15 min	1,601
15-30 min	2,579
30+ min	876

# Channel Type

Channel Type	Visits	Actions	Actions per Visit	Avg. Time on Website	Bounce Rate	Revenue
Direct Entry	57,683	106,148	2	00:01:29	73%	\$0
Search Engines	19,706	49,575	3	00:01:56	53%	\$0
Websites	13,092	61,797	5	00:03:05	38%	\$0
Social Networks	1,110	3,185	3	00:01:39	64%	\$0
Campaigns	400	1,281	3	00:02:49	45%	\$0