

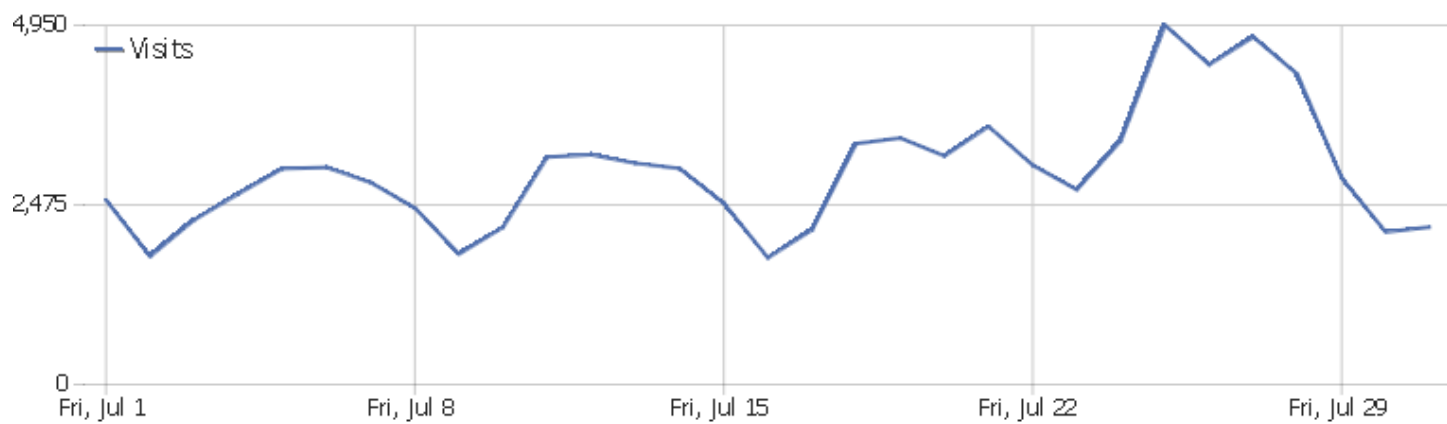


IETF website

Date range: July 2022
























Monthly overview report for www.ietf.org web analytics. NOTE: Revenue figures are artifacts of the Analytics reporting tool and are not implemented for www.ietf.org.

Visits Summary



Name	Value
Unique visitors	35,410
Users	9
Visits	91,076
Actions	241,760
Maximum actions in one visit	2,845
Actions per Visit	3
Avg. Visit Duration (in seconds)	00:02:01
Bounce Rate	56%

Country

Country	Visits	Actions	Actions per Visit	Avg. Time on Website	Bounce Rate	Revenue
 United States	52,664	132,392	3	00:02:09	58%	\$0
 China	9,429	23,190	3	00:01:35	58%	\$0
 United Kingdom	6,925	18,201	3	00:01:36	53%	\$0
 Japan	2,625	6,696	3	00:01:52	54%	\$0
 Unknown	2,089	5,258	3	00:02:15	68%	\$0
 Germany	2,009	5,619	3	00:01:44	52%	\$0
 Spain	1,459	3,687	3	00:01:34	59%	\$0
 Russia	1,423	3,933	3	00:02:07	53%	\$0
 South Korea	1,170	3,532	3	00:02:05	52%	\$0
 France	1,124	2,801	3	00:01:27	57%	\$0
 Brazil	1,109	2,966	3	00:01:38	54%	\$0
 India	888	2,121	2	00:01:08	63%	\$0
 Canada	825	2,473	3	00:02:12	51%	\$0
 Italy	622	1,415	2	00:01:26	58%	\$0
 Taiwan	577	1,900	3	00:02:20	43%	\$0
 Australia	526	1,878	4	00:02:14	42%	\$0
 Thailand	476	2,610	6	00:02:30	30%	\$0
 Turkey	384	1,843	5	00:02:58	43%	\$0
 Indonesia	362	1,717	5	00:02:54	40%	\$0
 Mexico	353	1,543	4	00:02:43	42%	\$0
 Netherlands	350	866	3	00:01:19	50%	\$0
 Poland	347	1,090	3	00:01:55	53%	\$0
 Vietnam	283	1,356	5	00:02:06	32%	\$0
Others	3,057	12,673	4	00:02:25	44%	\$0

Page URLs

Page URL	Pageviews	Unique Pageviews	Avg. time on page	Bounce Rate	Exit rate
/	65,219	49,994	00:00:50	58%	68%
/how/meetings/114/	19,836	14,245	00:01:31	25%	74%
/standards/rfcs/	11,466	8,587	00:00:32	62%	72%
/privacy-statement/	3,532	2,694	00:00:51	27%	40%
/standards/	2,944	2,360	00:00:20	60%	33%
/how/meetings/	2,415	1,995	00:00:16	29%	17%
/blog/http-updates/	2,557	1,766	00:01:01	53%	49%
/search/	2,318	1,765	00:00:55	31%	45%
/how/meetings/upcoming/	1,897	1,639	00:00:37	58%	58%
/id/ - Others	1,780	1,604	00:00:44	78%	83%
/about/	1,927	1,562	00:00:39	67%	44%
/how/wgs/	2,022	1,516	00:00:37	46%	36%
/how/meetings/115/	1,844	1,463	00:00:39	64%	48%
/about/participate/get-started/	1,800	1,420	00:01:04	68%	48%
/how/meetings/116/	1,618	1,309	00:00:42	75%	69%
/about/who/	1,474	1,239	00:00:46	66%	46%
/about/administration/	1,547	1,198	00:00:41	22%	30%
/topics/	1,633	1,196	00:00:25	50%	20%
/live/	1,515	1,169	00:00:38	40%	28%
/topics/netmgmt/	1,514	1,167	00:00:41	57%	47%
/rfc/ - Others	1,264	1,152	00:01:26	74%	76%
/blog/how-read-rfc/	1,251	1,108	00:01:35	69%	78%
/about/mission/	1,242	1,033	00:00:50	61%	40%
Others	63,028	48,971	00:00:57	61%	50%

Entry pages

Entry Page URL	Entrances	Bounces	Bounce Rate
/	47,328	27,532	58%
/how/meetings/114/	6,541	1,607	25%
/standards/rfcs/	5,598	3,492	62%
/privacy-statement/	2,081	556	27%
/standards/	822	491	60%
/how/meetings/	507	149	29%
/blog/http-updates/	243	128	53%
/search/	1,293	397	31%
/how/meetings/upcoming/	784	458	58%
/id/ - Others	1,412	1,106	78%
/about/	534	356	67%
/how/wgs/	246	114	46%
/how/meetings/115/	461	293	64%
/about/participate/get-started/	258	175	68%
/how/meetings/116/	806	602	75%
/about/who/	203	134	66%
/about/administration/	479	107	22%
/topics/	127	64	50%
/live/	286	115	40%
/topics/netmgmt/	166	95	57%
/rfc/ - Others	927	686	74%
/blog/how-read-rfc/	469	325	69%
/about/mission/	142	87	61%
Others	18,293	11,201	61%

Length of Visits

Visit duration	Visits
0-10s	58,788
11-30s	8,135
31-60s	5,307
1-2 min	4,832
2-4 min	4,037
4-7 min	2,945
7-10 min	1,677
10-15 min	1,709
15-30 min	2,926
30+ min	935

Channel Type

Channel Type	Visits	Actions	Actions per Visit	Avg. Time on Website	Bounce Rate	Revenue
Direct Entry	54,284	116,704	2	00:01:41	64%	\$0
Search Engines	20,881	56,240	3	00:02:07	47%	\$0
Websites	13,987	63,938	5	00:03:13	40%	\$0
Social Networks	1,365	3,361	3	00:01:32	66%	\$0
Campaigns	559	1,517	3	00:02:14	55%	\$0