

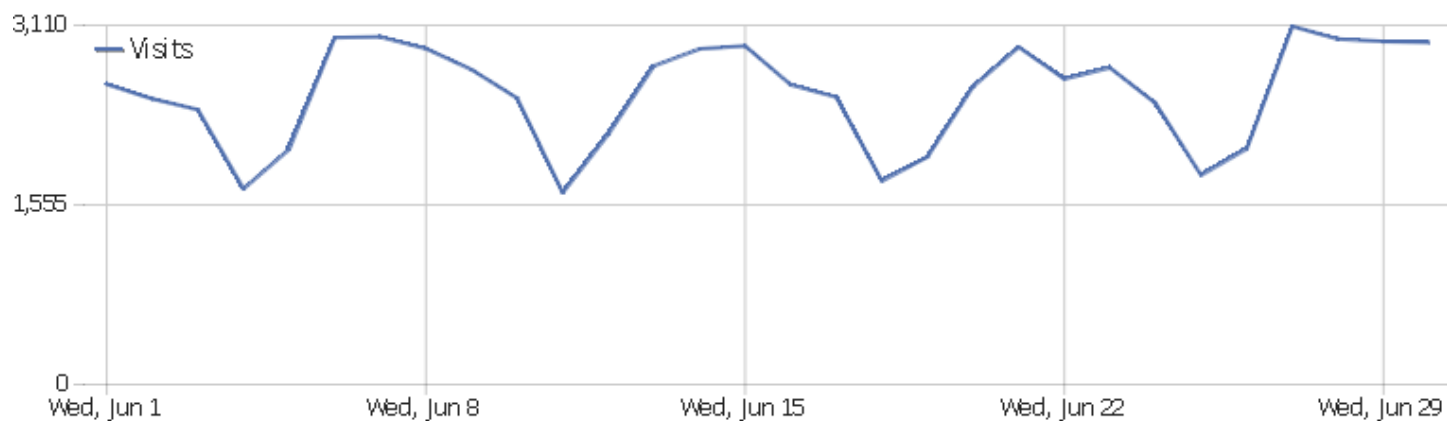


IETF website

Date range: June 2022












Monthly overview report for [www.ietf.org](http://www.ietf.org) web analytics. NOTE: Revenue figures are artifacts of the Analytics reporting tool and are not implemented for [www.ietf.org](http://www.ietf.org).

# Visits Summary



Name	Value
Unique visitors	18,872
Users	8
Visits	75,741
Actions	208,994
Maximum actions in one visit	4,339
Actions per Visit	3
Avg. Visit Duration (in seconds)	00:02:08
Bounce Rate	60%

# Country

Country	Visits	Actions	Actions per Visit	Avg. Time on Website	Bounce Rate	Revenue
 United States	42,566	113,181	3	00:02:17	62%	\$0
 China	6,859	19,494	3	00:02:00	59%	\$0
 United Kingdom	5,888	14,026	2	00:01:27	60%	\$0
 Unknown	2,110	5,691	3	00:02:40	68%	\$0
 Germany	1,738	4,027	2	00:01:31	62%	\$0
 Japan	1,715	4,250	3	00:01:52	58%	\$0
 Spain	1,582	3,964	3	00:02:03	61%	\$0
 Russia	1,575	4,511	3	00:02:04	55%	\$0
 France	1,279	3,042	2	00:01:18	61%	\$0
 Brazil	1,248	3,180	3	00:02:03	58%	\$0
 South Korea	954	2,775	3	00:01:38	55%	\$0
 India	732	2,979	4	00:01:25	65%	\$0
 Canada	601	1,777	3	00:02:05	54%	\$0
 Taiwan	560	1,626	3	00:02:12	56%	\$0
 Italy	515	1,185	2	00:01:23	62%	\$0
 Thailand	498	2,852	6	00:03:01	31%	\$0
 Indonesia	429	1,558	4	00:02:43	45%	\$0
 Australia	421	1,154	3	00:01:54	52%	\$0
 Turkey	381	1,451	4	00:01:58	44%	\$0
 Poland	343	1,062	3	00:01:19	59%	\$0
 Netherlands	330	669	2	00:00:56	60%	\$0
 Mexico	303	1,124	4	00:02:35	40%	\$0
 Vietnam	269	2,711	10	00:02:01	43%	\$0
Others	2,845	10,705	4	00:02:31	49%	\$0

# Page URLs

Page URL	Pageviews	Unique Pageviews	Avg. time on page	Bounce Rate	Exit rate
/	63,177	45,000	00:01:07	62%	73%
/standards/rfcs/	12,585	9,398	00:00:34	64%	73%
/how/meetings/114/	9,181	5,946	00:01:01	42%	57%
/privacy-statement/	3,139	2,429	00:00:55	27%	40%
/standards/	3,214	2,343	00:00:29	56%	32%
/about/	2,152	1,680	00:00:49	68%	50%
/blog/how-read-rfc/	1,841	1,596	00:01:35	77%	82%
/search/	1,941	1,509	00:00:53	31%	46%
/how/wgs/	1,934	1,443	00:00:42	39%	32%
/how/meetings/	1,844	1,344	00:00:16	28%	16%
/about/who/	1,598	1,341	00:00:50	64%	44%
/about/participate/get-started/	1,695	1,334	00:00:56	64%	50%
/id/ - Others	1,522	1,323	00:00:28	76%	84%
/how/runningcode/hackathons/114-hackathon/	1,734	1,237	00:01:02	43%	44%
/about/administration/	1,525	1,178	00:00:39	24%	32%
/topics/	1,574	1,176	00:00:32	55%	24%
/about/mission/	1,428	1,174	00:00:56	63%	40%
/topics/netmgmt/	1,527	1,169	00:00:51	63%	43%
/how/meetings/upcoming/	1,285	1,111	00:00:43	57%	55%
/topics/iot/	1,267	1,041	00:00:41	68%	50%
/how/meetings/115/	1,196	969	00:00:43	69%	44%
/standards/publication/	1,229	944	00:00:54	56%	60%
/standards/process/	1,095	860	00:00:56	71%	47%
Others	50,272	38,963	00:00:51	63%	48%

## Entry pages

Entry Page URL	Entrances	Bounces	Bounce Rate
/	42,747	26,359	62%
/standards/rfcs/	6,077	3,868	64%
/how/meetings/114/	2,385	1,011	42%
/privacy-statement/	1,861	505	27%
/standards/	806	454	56%
/about/	587	401	68%
/blog/how-read-rfc/	918	711	77%
/search/	1,071	327	31%
/how/wgs/	235	91	39%
/how/meetings/	302	86	28%
/about/who/	181	115	64%
/about/participate/get-started/	219	141	64%
/id/ - Others	1,191	904	76%
/how/runningcode/hackathons/114-hackathon/	186	80	43%
/about/administration/	465	111	24%
/topics/	143	78	55%
/about/mission/	148	93	63%
/topics/netmgmt/	161	101	63%
/how/meetings/upcoming/	575	329	57%
/topics/iot/	383	262	68%
/how/meetings/115/	252	173	69%
/standards/publication/	107	60	56%
/standards/process/	299	212	71%
Others	13,830	8,682	63%

# Length of Visits

Visit duration	Visits
0-10s	50,001
11-30s	5,940
31-60s	4,262
1-2 min	3,996
2-4 min	3,320
4-7 min	2,407
7-10 min	1,424
10-15 min	1,448
15-30 min	2,263
30+ min	868

# Channel Type

Channel Type	Visits	Actions	Actions per Visit	Avg. Time on Website	Bounce Rate	Revenue
Direct Entry	43,050	101,537	2	00:01:56	68%	\$0
Search Engines	17,671	44,767	3	00:01:55	55%	\$0
Websites	13,876	59,543	4	00:03:01	43%	\$0
Social Networks	692	1,878	3	00:01:47	63%	\$0
Campaigns	452	1,269	3	00:01:46	54%	\$0