

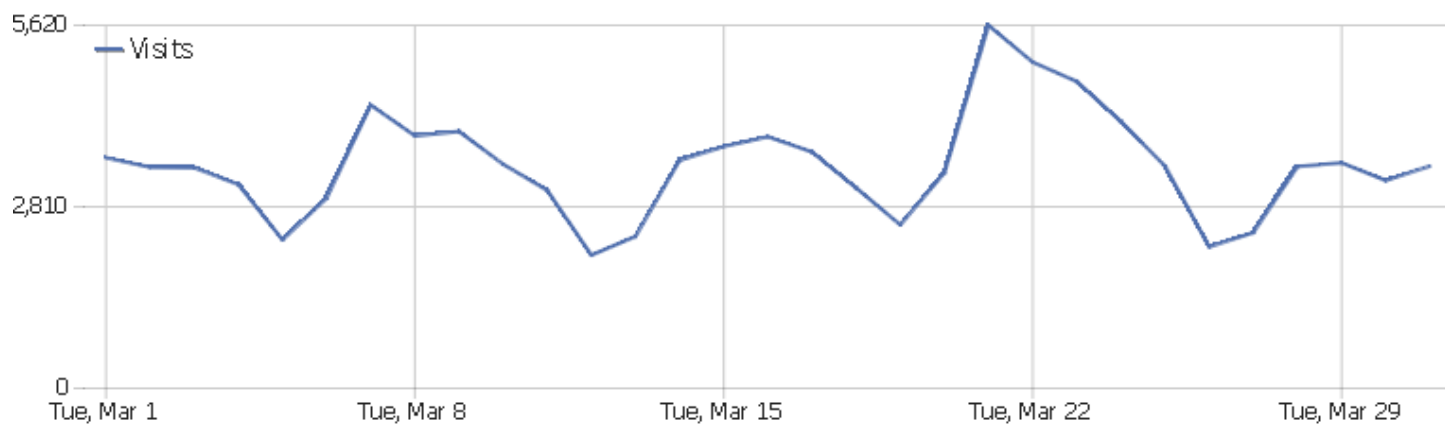


IETF website

Date range: March 2022



















Monthly overview report for [www.ietf.org](http://www.ietf.org) web analytics. NOTE: Revenue figures are artifacts of the Analytics reporting tool and are not implemented for [www.ietf.org](http://www.ietf.org).

# Visits Summary



Name	Value
Unique visitors	22,427
Users	7
Visits	106,980
Actions	295,490
Maximum actions in one visit	784
Actions per Visit	3
Avg. Visit Duration (in seconds)	00:02:51
Bounce Rate	57%

# Country

Country	Visits	Actions	Actions per Visit	Avg. Time on Website	Bounce Rate	Revenue
 United States	58,698	148,866	3	00:02:41	59%	\$0
 China	10,816	31,411	3	00:02:54	50%	\$0
 United Kingdom	7,680	18,923	3	00:01:43	56%	\$0
 Unknown	5,399	17,299	3	00:08:23	76%	\$0
 Germany	2,623	8,012	3	00:02:07	48%	\$0
 Spain	2,202	5,893	3	00:02:29	59%	\$0
 Japan	1,978	5,057	3	00:01:53	51%	\$0
 France	1,773	4,928	3	00:01:55	54%	\$0
 Brazil	1,611	4,706	3	00:02:18	58%	\$0
 Russia	1,580	4,568	3	00:02:01	55%	\$0
 South Korea	1,442	4,728	3	00:02:05	52%	\$0
 Taiwan	932	3,207	3	00:03:54	45%	\$0
 Italy	928	2,259	2	00:01:35	56%	\$0
 Canada	893	2,547	3	00:01:43	54%	\$0
 Turkey	838	3,390	4	00:03:38	44%	\$0
 India	638	1,972	3	00:01:19	63%	\$0
 Australia	538	1,671	3	00:02:14	47%	\$0
 Thailand	517	3,219	6	00:03:13	27%	\$0
 Poland	481	1,933	4	00:03:32	48%	\$0
 Netherlands	451	1,185	3	00:01:20	48%	\$0
 Portugal	436	1,051	2	00:02:19	59%	\$0
 Mexico	392	1,725	4	00:03:12	42%	\$0
 Indonesia	364	1,702	5	00:03:45	37%	\$0
Others	3,770	15,238	4	00:02:32	44%	\$0

# Page URLs

Page URL	Pageviews	Unique Pageviews	Avg. time on page	Bounce Rate	Exit rate
/	100,982	62,945	00:01:36	58%	72%
/how/meetings/113/	18,846	13,671	00:01:27	25%	74%
/standards/rfcs/	17,469	11,658	00:00:35	62%	68%
/standards/	3,876	2,994	00:00:30	56%	31%
/id/ - Others	3,229	2,889	00:01:06	78%	80%
/privacy-statement/	3,543	2,737	00:00:46	27%	38%
/standards/publication/	2,935	2,094	00:00:48	36%	63%
/about/	2,444	2,024	00:00:48	71%	49%
/how/meetings/	2,235	1,826	00:00:31	25%	15%
/about/administration/	2,259	1,821	00:00:42	23%	31%
/about/participate/get-started/	2,137	1,744	00:01:03	67%	50%
/how/wgs/	2,345	1,728	00:00:43	42%	31%
/search/	2,058	1,634	00:00:49	29%	42%
/about/who/	1,896	1,624	00:00:56	57%	43%
/about/mission/	1,820	1,503	00:01:07	51%	36%
/topics/	1,936	1,476	00:00:31	53%	21%
/topics/netmgmt/	1,856	1,414	00:00:57	46%	41%
/how/meetings/upcoming/	1,642	1,409	00:00:54	56%	57%
/how/meetings/114/	1,738	1,394	00:00:41	64%	49%
/rfc/ - Others	1,503	1,360	00:00:44	75%	80%
/standards/process/	1,509	1,288	00:00:49	71%	47%
/about/groups/iesg/	1,413	1,172	00:00:45	46%	49%
/topics/iot/	1,402	1,165	00:00:44	68%	44%
Others	66,186	53,069	00:01:00	63%	48%

# Entry pages

Entry Page URL	Entrances	Bounces	Bounce Rate
/	60,022	34,749	58%
/how/meetings/113/	5,987	1,526	25%
/standards/rfcs/	7,512	4,688	62%
/standards/	1,024	571	56%
/id/ - Others	2,411	1,888	78%
/privacy-statement/	2,139	577	27%
/standards/publication/	108	39	36%
/about/	706	499	71%
/how/meetings/	468	117	25%
/about/administration/	863	195	23%
/about/participate/get-started/	336	224	67%
/how/wgs/	168	70	42%
/search/	1,169	337	29%
/about/who/	218	124	57%
/about/mission/	173	89	51%
/topics/	160	84	53%
/topics/netmgmt/	188	86	46%
/how/meetings/upcoming/	691	390	56%
/how/meetings/114/	414	263	64%
/rfc/ - Others	1,125	845	75%
/standards/process/	380	271	71%
/about/groups/iesg/	491	224	46%
/topics/iot/	301	204	68%
Others	18,820	11,808	63%

## Length of Visits

Visit duration	Visits
0-10s	68,208
11-30s	8,918
31-60s	5,943
1-2 min	5,454
2-4 min	4,752
4-7 min	3,576
7-10 min	2,161
10-15 min	2,368
15-30 min	4,023
30+ min	1,800

# Channel Type

Channel Type	Visits	Actions	Actions per Visit	Avg. Time on Website	Bounce Rate	Revenue
Direct Entry	65,685	152,651	2	00:02:29	63%	\$0
Search Engines	25,958	78,289	3	00:03:41	48%	\$0
Websites	14,448	62,032	4	00:03:04	42%	\$0
Social Networks	738	1,882	3	00:01:31	64%	\$0
Campaigns	151	636	4	00:03:18	52%	\$0