

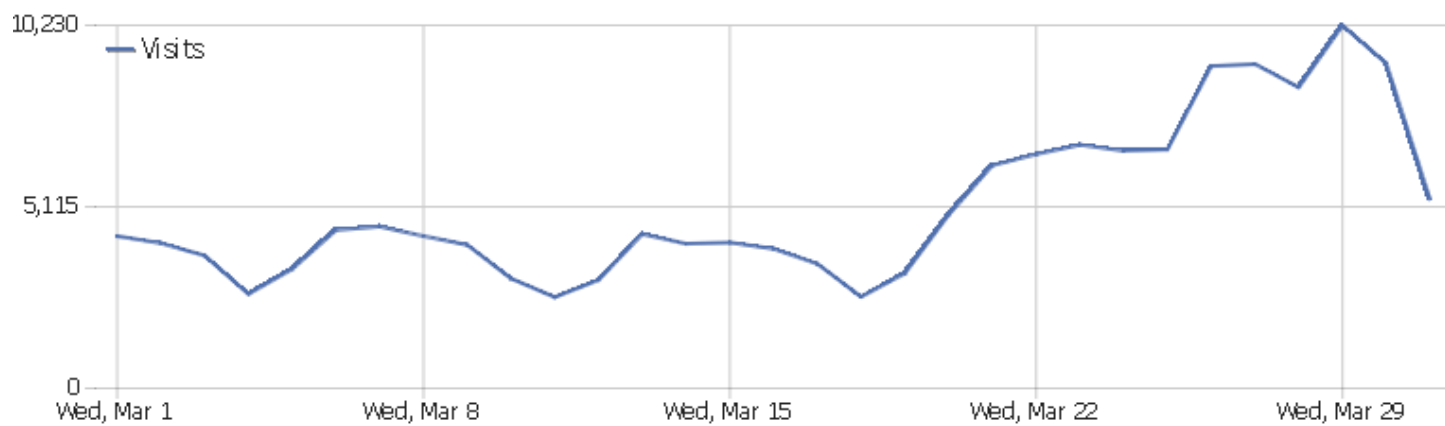


IETF website

Date range: March 2023
























Monthly overview report for www.ietf.org web analytics. NOTE: Revenue figures are artifacts of the Analytics reporting tool and are not implemented for www.ietf.org.

Visits Summary



Name	Value
Unique visitors	54,152
Users	10
Visits	159,420
Actions	328,328
Maximum actions in one visit	772
Actions per Visit	2
Avg. Visit Duration (in seconds)	00:01:24
Bounce Rate	66%

Country

Country	Visits	Actions	Actions per Visit	Avg. Time on Website	Bounce Rate	Revenue
 United States	78,642	156,717	2	00:01:24	67%	\$0
 China	22,619	42,579	2	00:01:33	70%	\$0
 United Kingdom	11,238	22,519	2	00:01:08	63%	\$0
 Japan	11,189	23,981	2	00:01:42	55%	\$0
 Unknown	4,545	7,515	2	00:00:33	82%	\$0
 Germany	3,308	6,466	2	00:00:57	66%	\$0
 Spain	2,654	5,403	2	00:01:29	65%	\$0
 South Korea	2,627	6,766	3	00:01:52	56%	\$0
 Russia	2,469	5,281	2	00:01:19	67%	\$0
 Brazil	2,174	5,193	2	00:01:36	65%	\$0
 France	2,133	4,025	2	00:00:51	67%	\$0
 Taiwan	1,345	3,858	3	00:02:25	55%	\$0
 Canada	1,317	2,898	2	00:01:18	58%	\$0
 Italy	1,174	2,272	2	00:01:00	66%	\$0
 India	1,075	2,693	3	00:00:49	60%	\$0
 Australia	1,003	2,448	2	00:01:16	60%	\$0
 Turkey	876	2,303	3	00:02:04	58%	\$0
 Mexico	655	1,900	3	00:01:59	50%	\$0
 Poland	634	1,553	2	00:01:22	59%	\$0
 Portugal	608	1,143	2	00:02:27	69%	\$0
 Netherlands	556	1,118	2	00:00:50	63%	\$0
 Indonesia	500	1,426	3	00:01:02	52%	\$0
 Thailand	490	2,468	5	00:02:30	33%	\$0
Others	5,589	15,803	3	00:01:26	56%	\$0

Page URLs

Page URL	Pageviews	Unique Pageviews	Avg. time on page	Bounce Rate	Exit rate
/	108,808	83,309	00:00:53	69%	79%
/how/meetings/116/	27,924	23,114	00:00:51	46%	80%
/standards/rfcs/	16,206	12,680	00:00:31	68%	77%
/blog/mls-secure-and-usable-end-to-end-encryption/	4,229	4,067	00:00:11	91%	98%
/privacy-statement/	4,532	3,696	00:00:47	38%	49%
/about/introduction/	3,968	3,388	00:00:56	80%	66%
/standards/	3,026	2,583	00:00:24	60%	40%
/how/meetings/	2,768	2,488	00:00:15	31%	23%
/about/	2,823	2,398	00:00:26	58%	39%
/how/meetings/upcoming/	2,329	2,186	00:00:31	67%	67%
/id/ - Others	2,307	2,114	00:00:25	82%	88%
/how/meetings/116/hotel/	2,257	1,974	00:01:15	69%	79%
/how/wgs/	2,278	1,884	00:00:44	47%	49%
/about/participate/get-started/	2,073	1,764	00:00:46	67%	56%
/blog/pquip/	2,289	1,699	00:01:00	64%	47%
/search/	1,993	1,647	00:00:45	39%	51%
/about/administration/	1,884	1,589	00:00:34	34%	38%
/topics/	1,826	1,519	00:00:33	40%	28%
/how/meetings/116/social/	1,604	1,443	00:00:46	63%	63%
/blog/	1,740	1,380	00:00:29	72%	49%
/topics/netmgmt/	1,636	1,345	00:00:46	65%	51%
/blog/how-read-rfc/	1,475	1,339	00:01:09	73%	82%
/rfc/ - Others	1,413	1,302	00:00:32	78%	82%
Others	72,996	59,042	00:00:45	63%	55%

Entry pages

Entry Page URL	Entrances	Bounces	Bounce Rate
/	80,007	54,905	69%
/how/meetings/116/	14,518	6,735	46%
/standards/rfcs/	9,393	6,367	68%
/blog/mls-secure-and-usable-end-to-end-encryption/	3,961	3,622	91%
/privacy-statement/	2,946	1,124	38%
/about/introduction/	1,123	894	80%
/standards/	1,116	665	60%
/how/meetings/	1,017	311	31%
/about/	930	541	58%
/how/meetings/upcoming/	1,222	817	67%
/id/ - Others	1,912	1,568	82%
/how/meetings/116/hotel/	849	590	69%
/how/wgs/	498	232	47%
/about/participate/get-started/	568	379	67%
/blog/pquip/	320	204	64%
/search/	1,219	474	39%
/about/administration/	784	266	34%
/topics/	334	133	40%
/how/meetings/116/social/	579	366	63%
/blog/	548	396	72%
/topics/netmgmt/	389	251	65%
/blog/how-read-rfc/	674	493	73%
/rfc/ - Others	1,125	878	78%
Others	25,773	16,309	63%

Length of visits

Visit duration	Visits
0-10s	117,449
11-30s	12,543
31-60s	6,871
1-2 min	5,778
2-4 min	4,992
4-7 min	3,414
7-10 min	1,899
10-15 min	2,129
15-30 min	3,431
30+ min	1,183

Channel Type

Channel Type	Visits	Actions	Actions per Visit	Avg. Time on Website	Bounce Rate	Revenue
Direct Entry	105,405	189,603	2	00:01:16	71%	\$0
Search Engines	34,300	73,320	2	00:01:31	58%	\$0
Websites	15,701	58,677	4	00:02:14	46%	\$0
Social Networks	3,253	4,926	2	00:00:36	83%	\$0
Campaigns	761	1,802	2	00:01:29	58%	\$0