

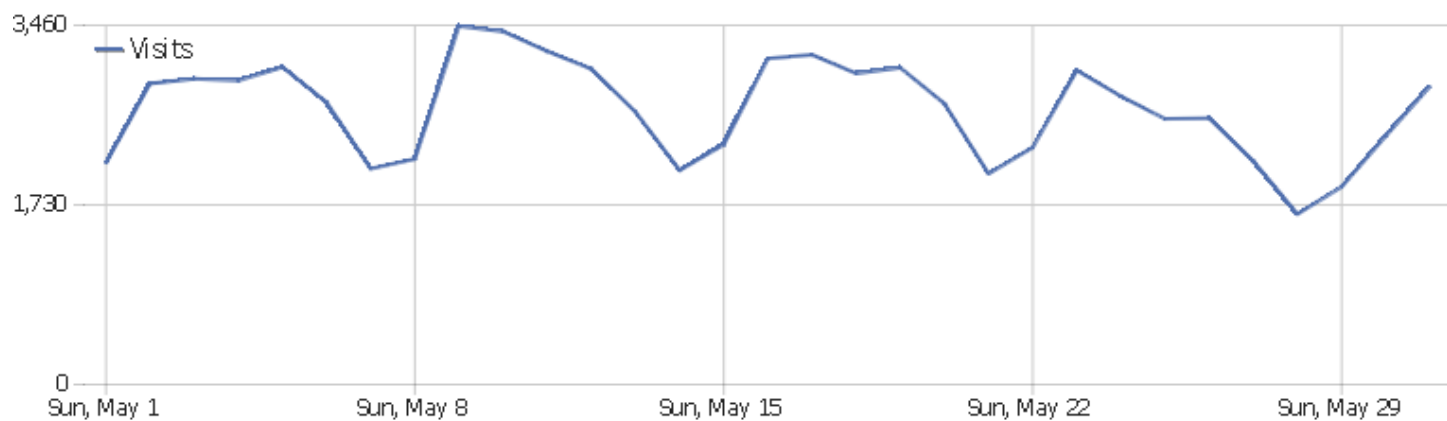


IETF website

Date range: May 2022






















Monthly overview report for [www.ietf.org](http://www.ietf.org) web analytics. NOTE: Revenue figures are artifacts of the Analytics reporting tool and are not implemented for [www.ietf.org](http://www.ietf.org).

# Visits Summary



Name	Value
Unique visitors	11,614
Users	5
Visits	82,296
Actions	203,078
Maximum actions in one visit	350
Actions per Visit	3
Avg. Visit Duration (in seconds)	00:02:02
Bounce Rate	63%

# Country

Country	Visits	Actions	Actions per Visit	Avg. Time on Website	Bounce Rate	Revenue
 United States	44,021	102,099	2	00:02:03	64%	\$0
 China	7,674	19,564	3	00:02:37	60%	\$0
 United Kingdom	5,900	14,241	2	00:01:39	61%	\$0
 Unknown	4,864	9,473	2	00:01:26	84%	\$0
 Russia	1,976	3,942	2	00:01:04	70%	\$0
 Germany	1,933	4,800	3	00:01:29	60%	\$0
 Spain	1,683	3,990	2	00:01:46	62%	\$0
 Japan	1,644	4,227	3	00:01:42	59%	\$0
 Brazil	1,359	3,591	3	00:02:13	58%	\$0
 France	1,284	3,032	2	00:01:19	61%	\$0
 South Korea	887	2,605	3	00:02:57	57%	\$0
 India	652	1,727	3	00:01:48	60%	\$0
 Italy	647	1,471	2	00:01:24	65%	\$0
 Canada	557	1,379	3	00:01:47	59%	\$0
 Greece	529	2,247	4	00:07:21	47%	\$0
 Thailand	489	2,950	6	00:03:02	25%	\$0
 Taiwan	451	1,307	3	00:01:33	60%	\$0
 Australia	423	1,167	3	00:01:33	50%	\$0
 Turkey	405	1,576	4	00:02:25	46%	\$0
 Netherlands	363	865	2	00:01:33	65%	\$0
 Mexico	336	1,152	3	00:01:57	47%	\$0
 Poland	331	1,017	3	00:01:54	54%	\$0
 Indonesia	323	1,435	4	00:02:54	36%	\$0
Others	3,565	13,221	4	00:02:20	50%	\$0

# Page URLs

Page URL	Pageviews	Unique Pageviews	Avg. time on page	Bounce Rate	Exit rate
/	71,202	50,886	00:01:01	66%	77%
/standards/rfcs/	13,504	9,837	00:00:38	62%	72%
/how/meetings/114/	6,362	4,405	00:00:57	46%	52%
/privacy-statement/	3,386	2,608	00:00:54	27%	40%
/standards/	3,124	2,402	00:00:35	62%	35%
/about/	2,364	1,843	00:01:07	72%	51%
/id/ - Others	2,084	1,820	00:00:29	78%	87%
/search/	2,059	1,561	00:01:14	34%	47%
/blog/how-read-rfc/	1,669	1,454	00:01:40	78%	78%
/how/wgs/	1,911	1,416	00:00:40	43%	31%
/about/who/	1,533	1,339	00:00:53	65%	47%
/about/administration/	1,698	1,305	00:00:43	23%	31%
/how/meetings/	1,674	1,300	00:00:27	35%	20%
/about/participate/get-started/	1,616	1,292	00:00:56	64%	48%
/topics/	1,790	1,290	00:00:43	49%	24%
/blog/towards-a-net-zero-ietf/	1,564	1,246	00:00:55	75%	51%
/about/mission/	1,458	1,238	00:01:01	64%	42%
/topics/iot/	1,603	1,236	00:01:01	68%	54%
/topics/netmgmt/	1,547	1,221	00:00:53	60%	47%
/standards/publication/	1,286	1,003	00:00:52	58%	57%
/how/meetings/upcoming/	1,113	939	00:00:47	62%	60%
/rfc/ - Others	1,047	918	00:00:32	75%	82%
/topics/transport/	1,023	865	00:01:02	72%	46%
Others	48,147	38,183	00:00:58	62%	48%

## Entry pages

Entry Page URL	Entrances	Bounces	Bounce Rate
/	48,695	31,929	66%
/standards/rfcs/	6,411	3,979	62%
/how/meetings/114/	1,587	737	46%
/privacy-statement/	2,002	550	27%
/standards/	847	521	62%
/about/	705	508	72%
/id/ - Others	1,660	1,299	78%
/search/	1,106	371	34%
/blog/how-read-rfc/	676	525	78%
/how/wgs/	174	74	43%
/about/who/	225	146	65%
/about/administration/	461	105	23%
/how/meetings/	318	111	35%
/about/participate/get-started/	204	130	64%
/topics/	177	87	49%
/blog/towards-a-net-zero-ietf/	387	291	75%
/about/mission/	193	123	64%
/topics/iot/	529	359	68%
/topics/netmgmt/	165	99	60%
/standards/publication/	83	48	58%
/how/meetings/upcoming/	494	304	62%
/rfc/ - Others	805	607	75%
/topics/transport/	148	107	72%
Others	13,637	8,507	62%

# Length of Visits

Visit duration	Visits
0-10s	55,805
11-30s	5,952
31-60s	4,482
1-2 min	3,969
2-4 min	3,360
4-7 min	2,514
7-10 min	1,475
10-15 min	1,590
15-30 min	2,413
30+ min	903

# Channel Type

Channel Type	Visits	Actions	Actions per Visit	Avg. Time on Website	Bounce Rate	Revenue
Direct Entry	50,236	100,951	2	00:01:48	72%	\$0
Search Engines	17,930	44,389	3	00:01:50	55%	\$0
Websites	13,145	54,892	4	00:03:10	42%	\$0
Social Networks	575	1,649	3	00:02:04	63%	\$0
Campaigns	410	1,197	3	00:02:44	53%	\$0