

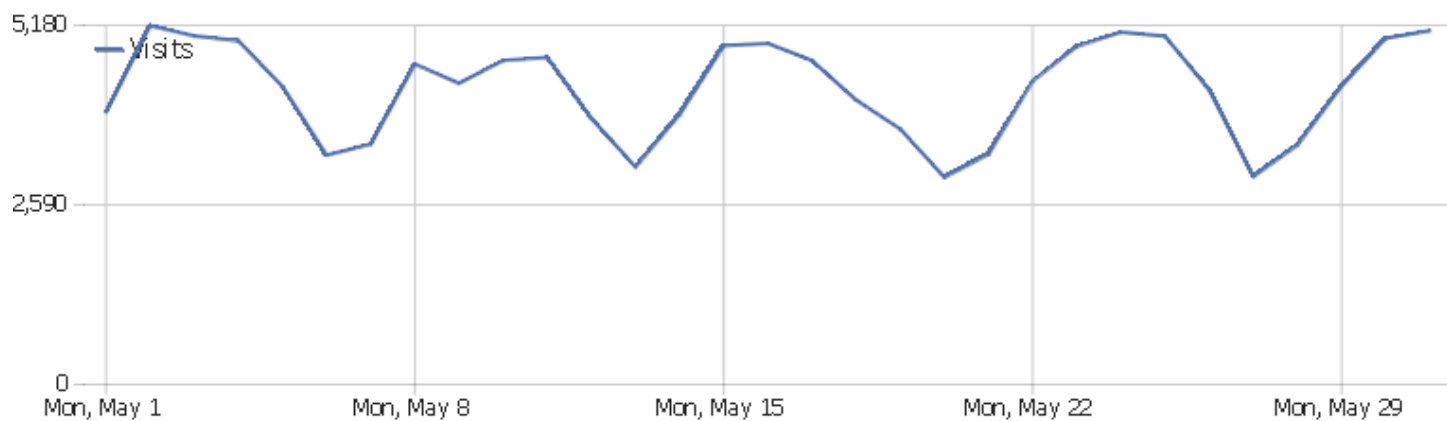


IETF website

Date range: May 2023

















Monthly overview report for www.ietf.org web analytics. NOTE: Revenue figures are artifacts of the Analytics reporting tool and are not implemented for www.ietf.org.

Visits Summary



Name	Value
Unique visitors	48,538
Users	12
Visits	132,383
Actions	236,569
Maximum actions in one visit	903
Actions per Visit	2
Avg. Visit Duration (in seconds)	00:00:32
Bounce Rate	71%

Country

Country	Visits	Actions	Actions per Visit	Avg. Time on Website	Bounce Rate	Revenue
 United States	63,567	111,617	2	00:00:30	73%	\$0
 China	18,443	27,350	2	00:00:28	79%	\$0
 United Kingdom	8,995	17,894	2	00:00:35	67%	\$0
 Unknown	6,281	9,344	2	00:00:29	82%	\$0
 Spain	3,115	5,109	2	00:00:30	73%	\$0
 Russia	2,926	4,831	2	00:00:31	71%	\$0
 Japan	2,911	5,114	2	00:00:27	68%	\$0
 Germany	2,691	4,697	2	00:00:18	69%	\$0
 Brazil	2,277	4,085	2	00:00:42	68%	\$0
 France	1,953	3,625	2	00:00:32	71%	\$0
 South Korea	1,742	3,560	2	00:00:41	60%	\$0
 Turkey	1,042	2,511	2	00:01:11	57%	\$0
 India	1,028	1,858	2	00:00:23	70%	\$0
 Canada	1,003	2,014	2	00:00:47	58%	\$0
 Thailand	1,002	3,173	3	00:01:30	40%	\$0
 Australia	993	2,546	3	00:01:02	57%	\$0
 Italy	978	1,652	2	00:00:22	69%	\$0
 Mexico	893	2,196	3	00:00:42	53%	\$0
 Taiwan	842	2,094	3	00:00:53	55%	\$0
 Poland	720	1,531	2	00:00:35	60%	\$0
 Indonesia	621	1,566	3	00:00:35	48%	\$0
 Vietnam	615	1,677	3	00:00:30	49%	\$0
 Greece	609	934	2	00:00:59	78%	\$0
Others	7,136	15,591	2	00:00:45	59%	\$0

Page URLs

Page URL	Pageviews	Unique Pageviews	Avg. time on page	Bounce Rate	Exit rate
/	74,719	66,521	00:00:21	79%	84%
/standards/rfcs/	14,303	12,140	00:00:12	72%	81%
/how/meetings/117/	8,242	6,968	00:00:22	54%	63%
/about/introduction/	5,404	5,057	00:00:18	72%	77%
/privacy-statement/	4,856	4,349	00:00:26	50%	58%
/standards/	3,348	3,042	00:00:13	59%	42%
/about/	2,720	2,402	00:00:15	52%	42%
/search/	2,276	2,104	00:00:29	47%	58%
/how/meetings/	2,021	1,837	00:00:13	33%	27%
/about/administration/	1,956	1,802	00:00:23	41%	48%
/about/participate/get-started/	1,901	1,688	00:00:22	66%	63%
/how/wgs/	1,806	1,602	00:00:22	46%	53%
/id/ - Others	1,709	1,589	00:00:11	83%	92%
/how/meetings/upcoming/	1,623	1,547	00:00:12	76%	76%
/topics/	1,702	1,526	00:00:18	48%	39%
/how/meetings/118/	1,516	1,377	00:00:17	65%	62%
/about/open-records/	1,544	1,366	00:00:26	46%	58%
/blog/how-read-rfc/	1,354	1,299	00:00:18	79%	88%
/blog/	1,442	1,289	00:00:21	71%	64%
/topics/netmgmt/	1,455	1,289	00:00:22	56%	61%
/about/administration/policies-procedures/vulnerability	1,430	1,268	00:00:19	36%	36%
/policies/	1,327	1,184	00:00:23	34%	55%
/standards/publication/	1,279	1,111	00:00:20	50%	72%
Others	61,501	49,982	00:00:21	66%	64%

Entry pages

Entry Page URL	Entrances	Bounces	Bounce Rate
/	63,883	50,164	79%
/standards/rfcs/	9,607	6,932	72%
/how/meetings/117/	3,370	1,832	54%
/about/introduction/	3,101	2,227	72%
/privacy-statement/	3,611	1,799	50%
/standards/	1,533	905	59%
/about/	1,066	555	52%
/search/	1,796	847	47%
/how/meetings/	736	245	33%
/about/administration/	1,025	422	41%
/about/participate/get-started/	689	456	66%
/how/wgs/	657	299	46%
/id/ - Others	1,500	1,251	83%
/how/meetings/upcoming/	1,003	758	76%
/topics/	659	316	48%
/how/meetings/118/	668	435	65%
/about/open-records/	497	227	46%
/blog/how-read-rfc/	789	627	79%
/blog/	602	430	71%
/topics/netmgmt/	566	316	56%
/about/administration/policies-procedures/vulnerability	637	232	36%
/policies/	411	139	34%
/standards/publication/	383	190	50%
Others	26,662	17,500	66%

Length of visits

Visit duration	Visits
0-10s	104,831
11-30s	12,373
31-60s	5,305
1-2 min	3,697
2-4 min	2,482
4-7 min	1,440
7-10 min	599
10-15 min	623
15-30 min	1,011
30+ min	192

Channel Type

Channel Type	Visits	Actions	Actions per Visit	Avg. Time on Website	Bounce Rate	Revenue
Direct Entry	89,938	146,850	2	00:00:29	76%	\$0
Search Engines	22,023	37,802	2	00:00:30	69%	\$0
Websites	18,762	48,806	3	00:00:52	54%	\$0
Social Networks	961	1,777	2	00:00:28	70%	\$0
Campaigns	699	1,334	2	00:00:42	61%	\$0