

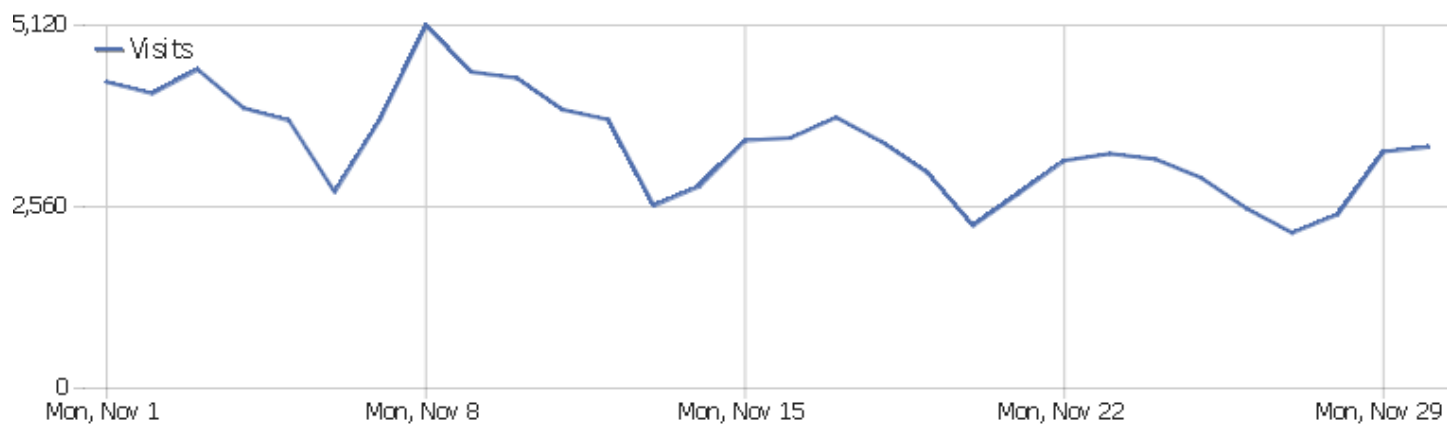


IETF website

Date range: November 2021





















Monthly overview report for www.ietf.org web analytics. NOTE: Revenue figures are artifacts of the Analytics reporting tool and are not implemented for www.ietf.org.

Visits Summary



Name	Value
Unique visitors	14,781
Users	3
Visits	103,399
Actions	296,939
Maximum actions in one visit	924
Actions per Visit	3
Avg. Visit Duration (in seconds)	00:02:00
Bounce Rate	63%

Country

Country	Visits	Actions	Actions per Visit	Avg. Time on Website	Bounce Rate	Revenue
 United States	62,794	149,446	2	00:01:54	67%	\$0
 China	9,085	57,753	6	00:02:32	51%	\$0
 United Kingdom	6,900	16,189	2	00:01:48	61%	\$0
 Germany	2,365	6,555	3	00:01:48	56%	\$0
 Spain	2,215	5,951	3	00:02:20	58%	\$0
 Unknown	2,168	4,638	2	00:01:49	72%	\$0
 Japan	1,851	4,824	3	00:01:46	52%	\$0
 Russia	1,810	4,360	2	00:01:34	61%	\$0
 France	1,735	4,338	3	00:01:36	57%	\$0
 Brazil	1,258	3,645	3	00:02:42	53%	\$0
 South Korea	1,095	3,321	3	00:02:09	56%	\$0
 Taiwan	982	3,046	3	00:03:22	53%	\$0
 Italy	818	1,952	2	00:01:17	57%	\$0
 Canada	770	2,257	3	00:01:50	53%	\$0
 Thailand	572	3,806	7	00:04:10	33%	\$0
 Turkey	456	1,862	4	00:02:27	47%	\$0
 India	436	1,589	4	00:01:54	59%	\$0
 Israel	430	1,322	3	00:06:04	50%	\$0
 Australia	423	1,323	3	00:01:31	53%	\$0
 Poland	409	1,241	3	00:01:42	54%	\$0
 Netherlands	399	938	2	00:01:27	56%	\$0
 Mexico	361	1,261	4	00:01:49	47%	\$0
 Vietnam	344	1,506	4	00:02:27	43%	\$0
Others	3,723	13,816	4	00:02:18	49%	\$0

Page URLs

Page URL	Pageviews	Unique Pageviews	Avg. time on page	Bounce Rate	Exit rate
/	93,460	66,129	00:01:03	66%	78%
/blog/ - Others	19,368	19,252	00:00:05	72%	3%
/standards/rfcs/	16,064	10,675	00:00:31	63%	67%
/how/meetings/112/	11,224	8,215	00:01:22	26%	78%
/standards/	3,645	2,577	00:00:25	62%	35%
/privacy-statement/	3,058	2,326	00:00:53	28%	41%
/about/	2,704	1,892	00:00:47	68%	46%
/how/meetings/113/	2,641	1,869	00:00:35	53%	37%
/standards/publication/	2,865	1,855	00:00:45	40%	62%
/standards/ids/	2,336	1,665	00:00:39	51%	41%
/id/ - Others	1,883	1,645	00:00:30	76%	84%
/how/wgs/	2,435	1,631	00:00:47	47%	45%
/about/who/	2,197	1,625	00:00:49	69%	47%
/about/administration/	2,276	1,583	00:00:36	23%	31%
/search/	2,259	1,552	00:00:48	28%	44%
/standards/ids/internet-draft-mirror-sites/	1,693	1,499	00:00:18	80%	90%
/live/	1,896	1,396	00:00:34	42%	26%
/links/	2,096	1,385	00:00:47	29%	39%
/how/meetings/	2,043	1,378	00:00:22	28%	15%
/about/mission/	1,912	1,325	00:01:04	52%	39%
/topics/	1,943	1,265	00:00:26	44%	20%
/topics/netmgmt/	1,721	1,128	00:00:46	58%	40%
/standards/process/	1,704	1,075	00:00:54	62%	45%
Others	65,468	49,539	00:00:46	63%	45%

Entry pages

Entry Page URL	Entrances	Bounces	Bounce Rate
/	63,681	41,984	66%
/blog/ - Others	358	257	72%
/standards/rfcs/	6,816	4,293	63%
/how/meetings/112/	3,541	930	26%
/standards/	916	570	62%
/privacy-statement/	1,811	506	28%
/about/	608	413	68%
/how/meetings/113/	395	210	53%
/standards/publication/	113	45	40%
/standards/ids/	302	155	51%
/id/ - Others	1,468	1,111	76%
/how/wgs/	252	119	47%
/about/who/	302	209	69%
/about/administration/	736	169	23%
/search/	1,122	316	28%
/standards/ids/internet-draft-mirror-sites/	1,391	1,106	80%
/live/	274	114	42%
/links/	200	58	29%
/how/meetings/	288	82	28%
/about/mission/	221	115	52%
/topics/	136	60	44%
/topics/netmgmt/	131	76	58%
/standards/process/	353	219	62%
Others	17,043	10,812	63%

Length of Visits

Visit duration	Visits
0-10s	70,975
11-30s	7,290
31-60s	4,835
1-2 min	5,149
2-4 min	4,084
4-7 min	3,147
7-10 min	1,794
10-15 min	1,916
15-30 min	3,197
30+ min	1,221

Channel Type

Channel Type	Visits	Actions	Actions per Visit	Avg. Time on Website	Bounce Rate	Revenue
Direct Entry	67,092	177,460	3	00:01:46	71%	\$0
Search Engines	21,544	59,410	3	00:02:07	51%	\$0
Websites	14,061	58,599	4	00:03:00	42%	\$0
Social Networks	628	1,304	2	00:01:26	70%	\$0
Campaigns	74	166	2	00:02:29	69%	\$0