

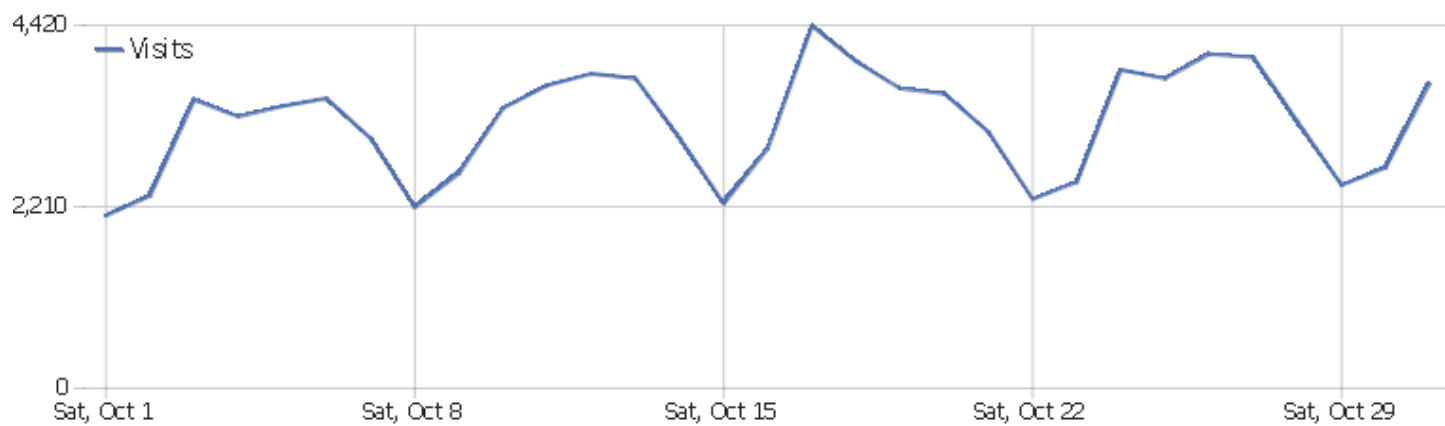


IETF website

Date range: October 2022





















Monthly overview report for [www.ietf.org](http://www.ietf.org) web analytics. NOTE: Revenue figures are artifacts of the Analytics reporting tool and are not implemented for [www.ietf.org](http://www.ietf.org).

# Visits Summary



Name	Value
Unique visitors	36,630
Users	11
Visits	100,445
Actions	267,882
Maximum actions in one visit	1,680
Actions per Visit	3
Avg. Visit Duration (in seconds)	00:02:21
Bounce Rate	59%

# Country

Country	Visits	Actions	Actions per Visit	Avg. Time on Website	Bounce Rate	Revenue
 United States	55,419	140,001	3	00:02:25	61%	\$0
 China	9,240	24,787	3	00:02:49	58%	\$0
 United Kingdom	8,188	22,979	3	00:02:11	54%	\$0
 Unknown	2,901	7,265	3	00:01:00	79%	\$0
 Spain	2,506	6,051	2	00:02:12	59%	\$0
 Germany	2,213	5,392	2	00:01:45	59%	\$0
 Japan	2,149	5,981	3	00:01:46	55%	\$0
 France	1,855	4,515	2	00:01:52	56%	\$0
 Russia	1,775	4,618	3	00:02:00	56%	\$0
 South Korea	1,607	4,912	3	00:03:19	51%	\$0
 Brazil	1,444	3,623	3	00:01:58	62%	\$0
 Canada	984	2,972	3	00:02:16	50%	\$0
 Italy	872	2,109	2	00:01:39	61%	\$0
 India	814	2,332	3	00:01:47	57%	\$0
 Taiwan	801	2,329	3	00:03:20	53%	\$0
 Indonesia	666	2,482	4	00:03:22	49%	\$0
 Turkey	608	2,439	4	00:02:56	45%	\$0
 Australia	506	1,638	3	00:02:36	46%	\$0
 Thailand	471	2,948	6	00:03:35	24%	\$0
 Vietnam	415	1,748	4	00:02:51	38%	\$0
 Mexico	410	1,983	5	00:04:02	39%	\$0
 Netherlands	381	871	2	00:01:10	59%	\$0
 Poland	374	1,174	3	00:02:24	54%	\$0
Others	3,846	12,733	3	00:02:11	53%	\$0

# Page URLs

Page URL	Pageviews	Unique Pageviews	Avg. time on page	Bounce Rate	Exit rate
/	97,442	62,516	00:01:10	62%	76%
/standards/rfcs/	15,168	10,995	00:00:40	60%	72%
/how/meetings/115/	12,775	9,048	00:01:16	33%	64%
/privacy-statement/	4,075	3,088	00:00:56	27%	40%
/standards/	3,741	2,869	00:00:33	60%	35%
/about/	2,948	2,274	00:00:59	67%	47%
/blog/ntp-update/	2,923	2,224	00:00:59	66%	44%
/id/ - Others	2,364	2,027	00:00:33	78%	87%
/how/wgs/	2,368	1,755	00:00:57	43%	41%
/how/meetings/	2,119	1,701	00:00:25	24%	13%
/search/	2,226	1,698	00:00:53	27%	43%
/about/participate/get-started/	2,139	1,615	00:01:08	55%	47%
/about/who/	1,987	1,591	00:01:06	65%	48%
/blog/how-read-rfc/	1,640	1,466	00:01:31	74%	77%
/how/meetings/upcoming/	1,612	1,432	00:00:52	59%	59%
/about/mission/	1,762	1,362	00:01:10	55%	37%
/topics/	1,757	1,344	00:00:34	49%	20%
/about/administration/	1,754	1,340	00:00:43	28%	32%
/how/meetings/116/	1,480	1,253	00:00:50	70%	57%
/topics/netmgmt/	1,525	1,178	00:01:03	68%	43%
/standards/process/	1,325	1,098	00:00:51	71%	49%
/topics/iot/	1,411	1,096	00:00:58	69%	49%
/standards/publication/	1,632	1,073	00:00:40	49%	55%
Others	60,119	47,385	00:00:55	60%	46%

# Entry pages

Entry Page URL	Entrances	Bounces	Bounce Rate
/	59,753	36,768	62%
/standards/rfcs/	7,425	4,490	60%
/how/meetings/115/	3,986	1,323	33%
/privacy-statement/	2,363	644	27%
/standards/	1,062	640	60%
/about/	825	552	67%
/blog/ntp-update/	284	187	66%
/id/ - Others	1,826	1,431	78%
/how/wgs/	236	101	43%
/how/meetings/	403	96	24%
/search/	1,171	322	27%
/about/participate/get-started/	307	170	55%
/about/who/	266	172	65%
/blog/how-read-rfc/	650	481	74%
/how/meetings/upcoming/	750	443	59%
/about/mission/	177	98	55%
/topics/	100	49	49%
/about/administration/	517	144	28%
/how/meetings/116/	539	379	70%
/topics/netmgmt/	144	98	68%
/standards/process/	396	282	71%
/topics/iot/	379	263	69%
/standards/publication/	91	45	49%
Others	15,946	9,497	60%

## Length of visits

Visit duration	Visits
0-10s	65,089
11-30s	7,532
31-60s	5,314
1-2 min	5,034
2-4 min	4,554
4-7 min	3,630
7-10 min	2,188
10-15 min	2,291
15-30 min	3,666
30+ min	1,372

# Channel Type

Channel Type	Visits	Actions	Actions per Visit	Avg. Time on Website	Bounce Rate	Revenue
Direct Entry	59,588	136,247	2	00:02:11	67%	\$0
Search Engines	24,130	62,519	3	00:02:14	52%	\$0
Websites	15,522	65,038	4	00:03:09	42%	\$0
Campaigns	607	1,959	3	00:03:27	44%	\$0
Social Networks	598	2,119	4	00:02:40	56%	\$0