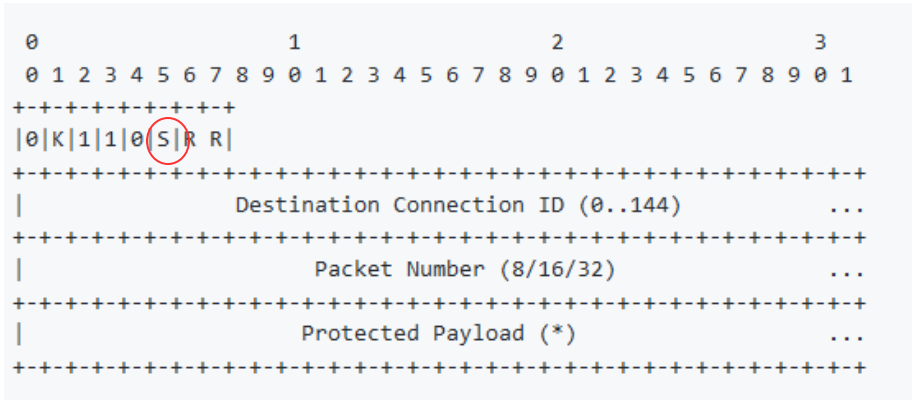


Spin Bit



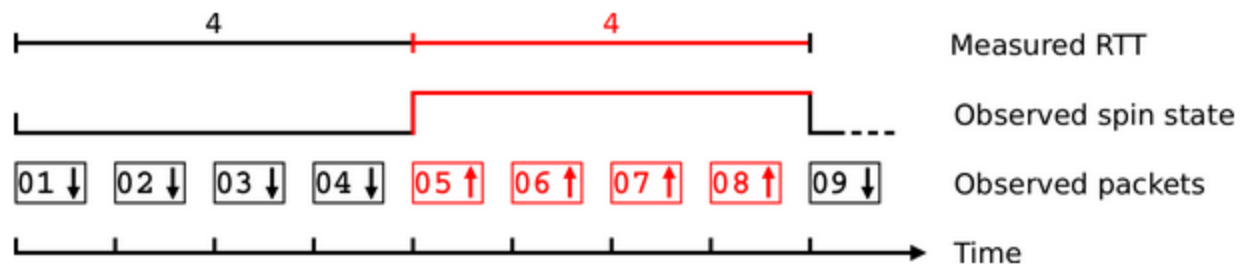
Summary of work and issues

On-path Passive RTT Measurement



Simple algorithm utilizing a single bit to convey RTT information.

- When a server sends a packet, it sets the spin bit to the spin bit on the last packet it received from the client.
- When a client sends a packet, it sets the spin bit to the *inverse* of the spin bit on the last packet it received from the server.



Examples of why RTT is measured



- Inter-Domain Troubleshooting
 - Process of honing in on the network segment(s) responsible for faulty behavior.
- Quality Monitoring
 - Collection of QoE and QoS metrics, for use in dashboards etc.
- Bufferbloat Detection
 - Detection and mitigation of downstream bufferbloat.
- Internet Measurement Research

Privacy and Ossification Concerns



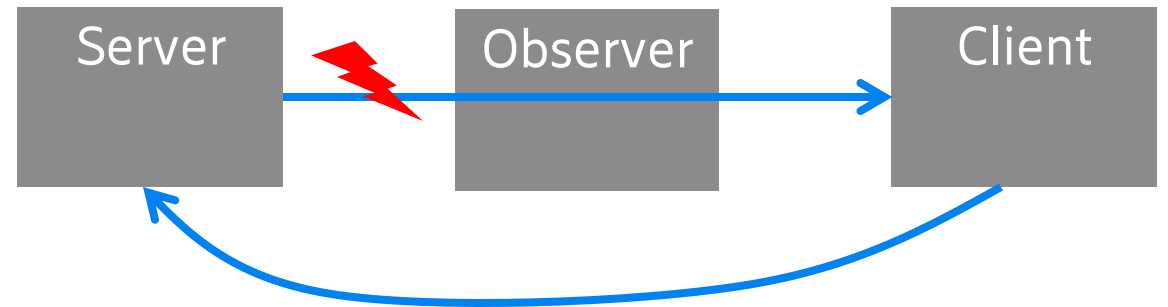
- Geolocation Threat
 - Analyzed by Design Team
 - RTT data is very coarse and generally lacks required precision.
 - Tracking Handshake RTT for a set of connections gives similar min RTT data.
- Selectively opting out of spinning
 - Requires an anonymity set in order to not "stick out".
- Semantics of the bit can potentially change between QUIC versions
 - Requires a sizeable amount of non-spinning endpoints from the start.

Robustness Concerns



- Shown to work under good conditions *
- Susceptible to loss and reordering *
 - Reordering causes spurious edge transitions and introduces noise to the signal
 - Severe packet loss causes the RTT samples to be somewhat overestimated.
- Non Participating Endpoints
- Solutions:
 - Valid Edge Counter
 - Allows for precise but potentially low frequency sampling
 - Non-explicit edge validation
 - Heuristics
 - Reverse path validation

Unidirectional measurements require heuristics or additional bits for edge validation

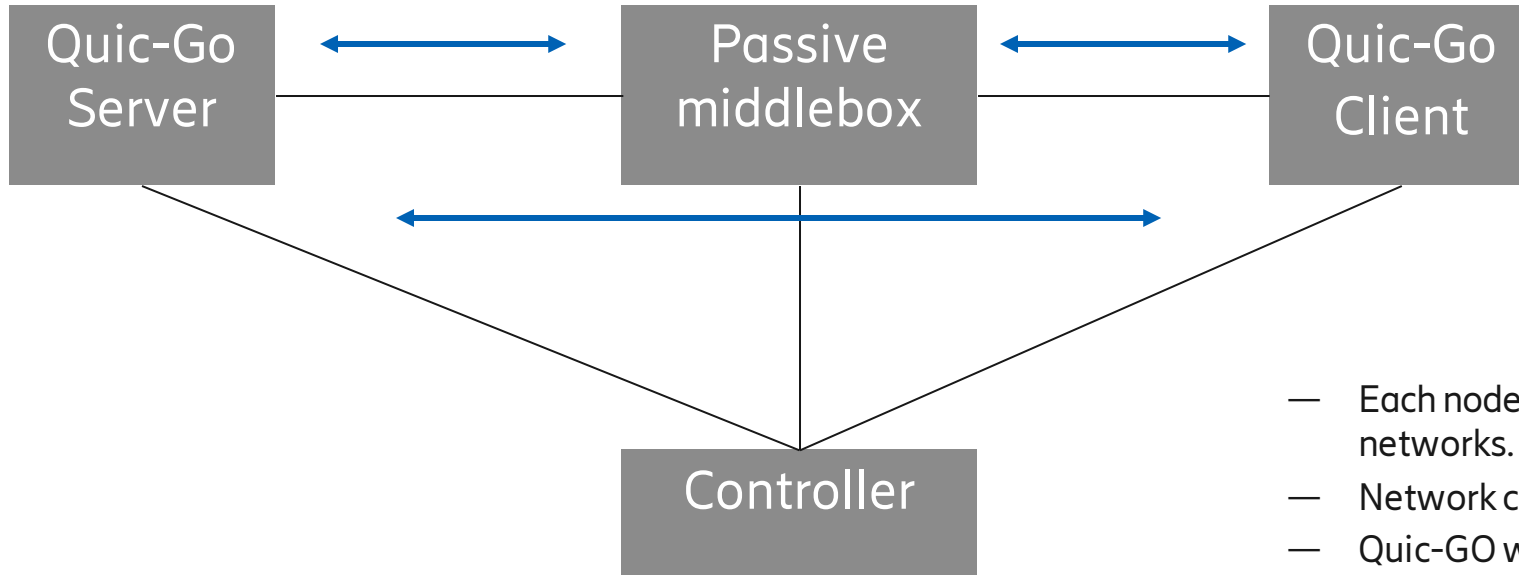


Bi-directional measurements can use reverse path for edge validation



* Piet De Vaere, Tobias Bühler, Mirja Kühlewind, and Brian Trammell. 2018. Three Bits Suffice: Explicit Support for Passive, Measurement of Internet Latency in QUIC and TCP. In Proceedings of IMC '18. ACM, New York, NY, USA

Single Bit Measurement Examples

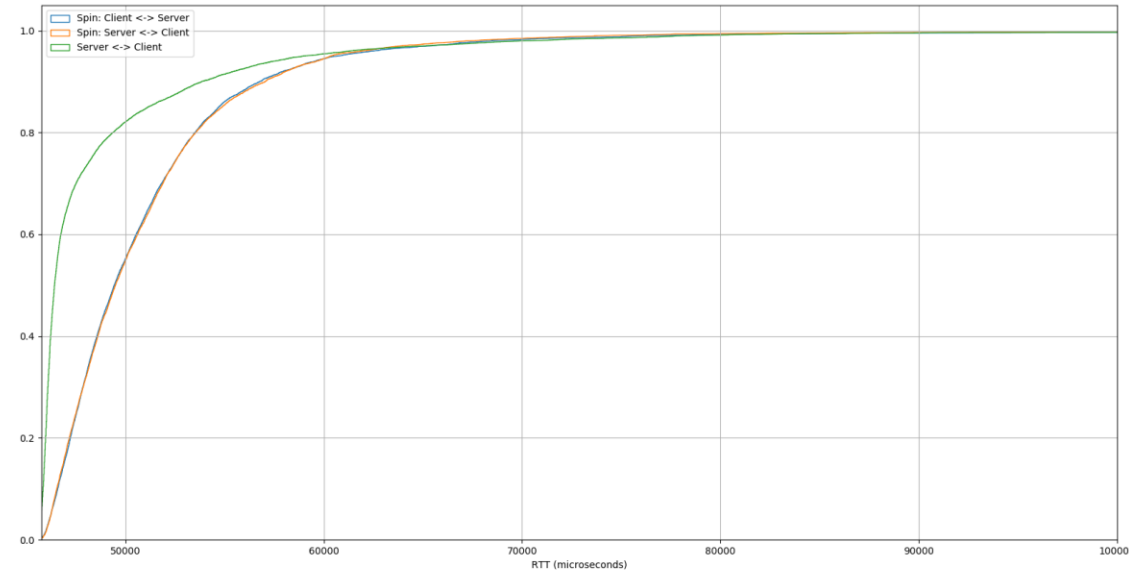
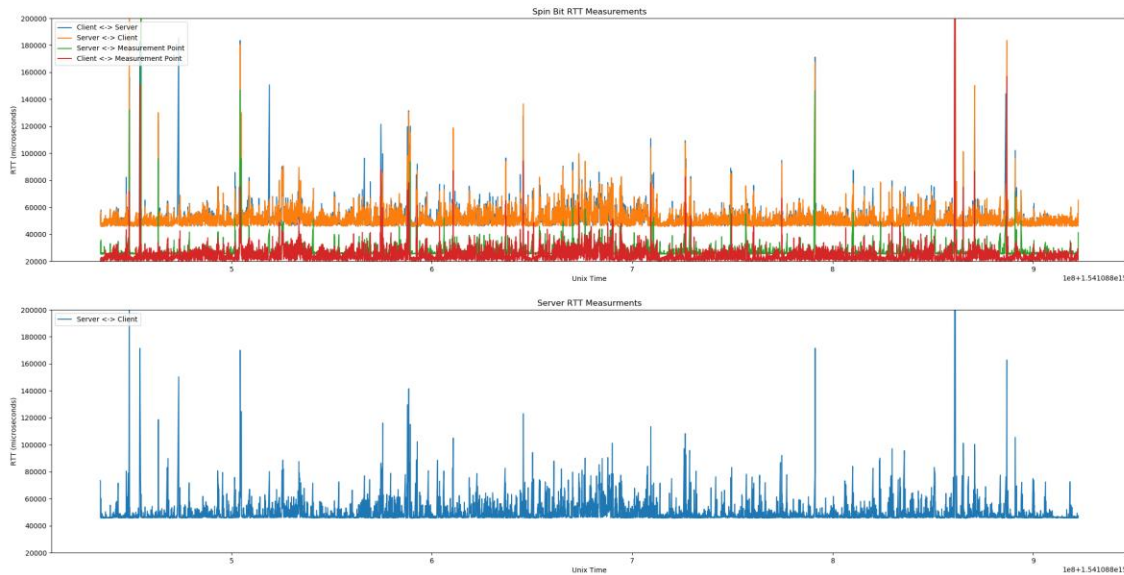


- Each node runs on a Linux VM connected via emulated networks.
- Network conditions applied per egress.
- Quic-GO with added spinbit functionality and RTT logging.
- Realtime RTT sampling in middlebox w. reverse path validation.
- Measurement of end-to-end RTT and RTT between endpoints and measurement point
- Comparison of Spin Bit RTT estimates and QUICServer RTT estimates.

Single Bit Measurements w. Reverse Path Validation



5% Random Packet Loss
Loss correlation of 30%
Bi-directional measurement and edge validations.



Single Bit Measurements w. Reverse Path Validation



10% Random Packet Reordering
Bi-directional measurement and edge validations.

