

# IPv6 over MS/TP Networks

draft-[ietf-6man-6lobac-01](#)

Kerry Lynn <[kerlyn@ieee.org](mailto:kerlyn@ieee.org)>

Jerry Martocci <[jerald.p.martocci@jci.com](mailto:jerald.p.martocci@jci.com)>

[Carl Neilson](#) <[cneilson@deltaccontrols.com](mailto:cneilson@deltaccontrols.com)>

[Stuart Donaldson](#) <[stuart.donaldson@honeywell.com](mailto:stuart.donaldson@honeywell.com)>

27 March 2012

# Motivation

Develop a low-cost **wired IPv6** solution for commercial building control applications

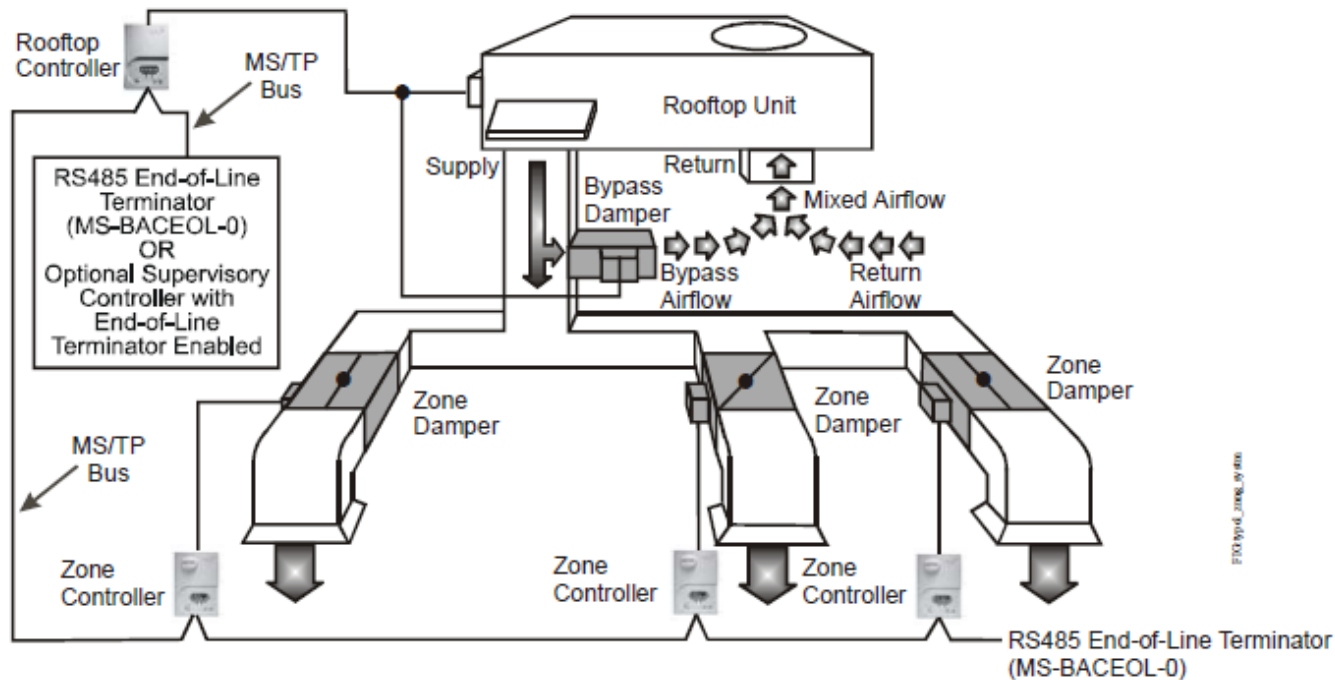


Figure 1: Typical Zoning Control System Installed on a Single MS/TP Bus

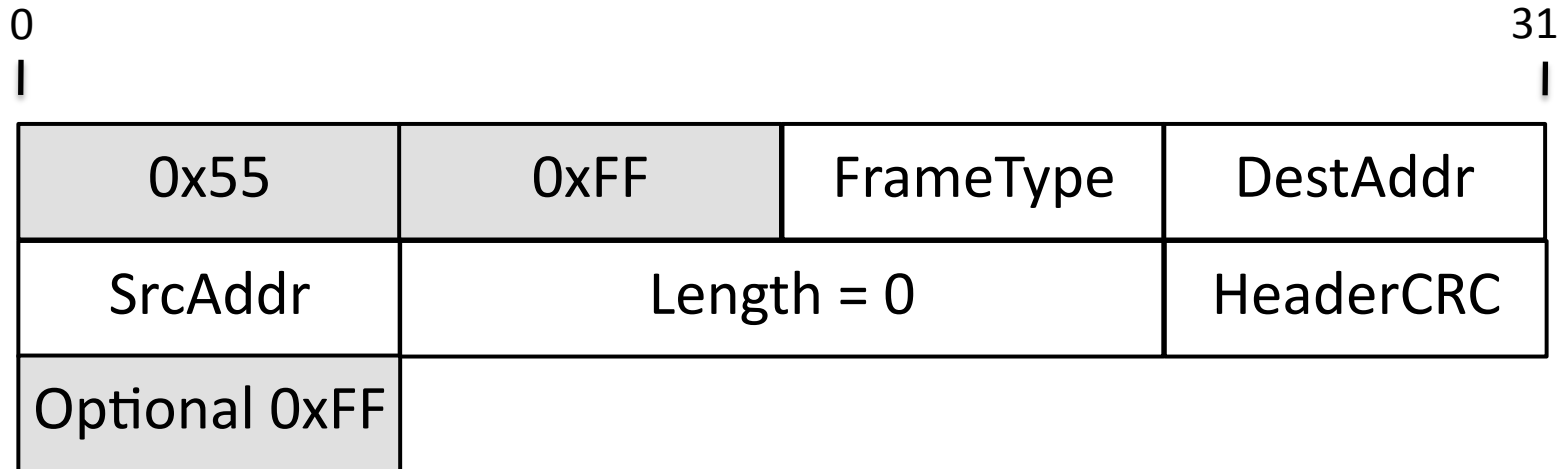
# Background

- **BACnet** is the ISO/ANSI/ASHRAE [Standard 135-2010] data communication protocol for Building Automation and Control networks
- **MS/TP** (Master-Slave/Token-Passing) is a widely used data link defined in BACnet
- Based on RS-485 single twisted pair PHY; supports data rates up to 115.2 kpbs over 1 km distance without a repeater
- Contentionless MAC (token passing bus)
- Wired alternative to IEEE 802.15.4

# Technical Approach

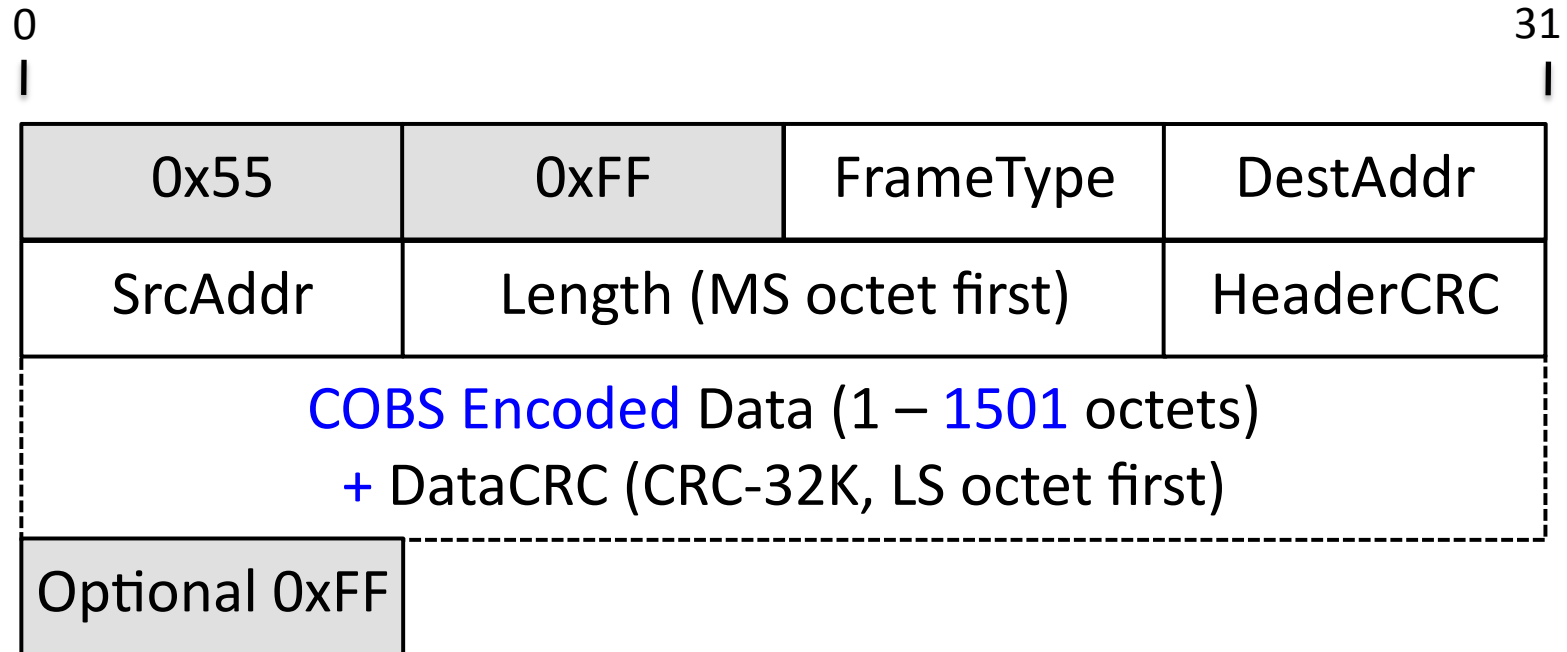
- Leverage elements of 6LoWPAN [RFC 4944]
- Minimize changes to existing MS/TP specification [BACnet Clause 9]
- Goal: co-existence with legacy MS/TP nodes
  - No changes to frame header format, control frames, or MS/TP Master Node state machine
- MS/TP Extended Frames proposal includes:
  - New frame type for IPv6 (LoBAC) Encapsulation
  - Larger MSDU (1500+ octets)
  - 32-bit FCS (CRC-32K)
  - COBS (Consistent Overhead Byte Stuffing) encoding

# MS/TP Control Frame Format



- Frame Type:
- 0 = Token
  - 1 = Poll for Master
  - 2 = Reply to Poll for Master
- Destination Address: 0 – 127
- Source Address: 0 – 127

# MS/TP Extended Data Frame Format



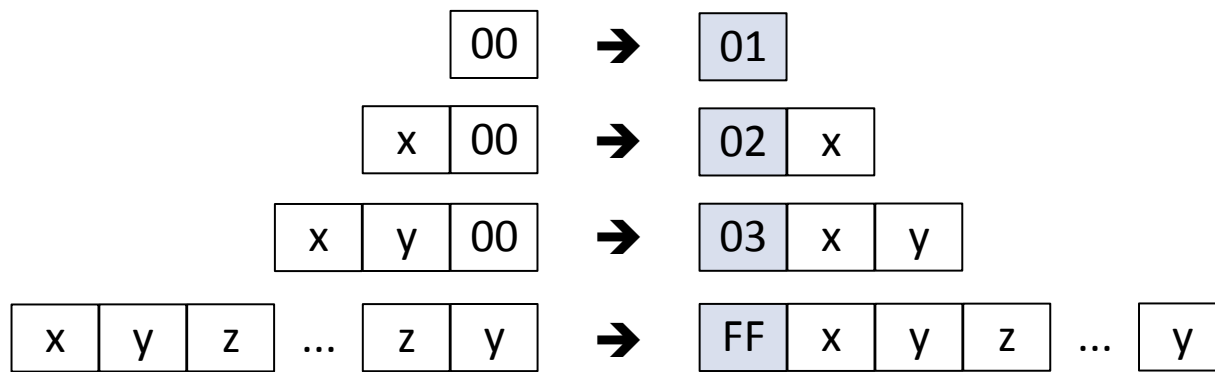
Frame Type: 10 = IPv6 (LoBAC) Encapsulation

Destination Address: 0 – 127, 255 (broadcast)

Source Address: 0 – 127

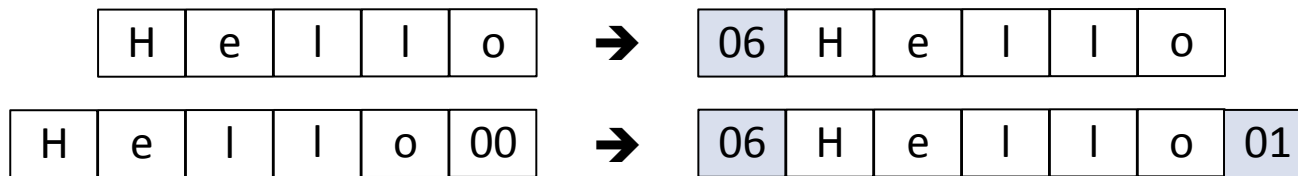
# COBS Encoding Basics

Code	Followed By	Meaning
0x00	(not applicable)	(not allowed)
0x01	nothing	A single zero byte
0x02	one data byte	The single data byte, followed by a zero byte
$n$	$(n - 1)$ data bytes	The $(n - 1)$ data bytes, followed by a zero byte
0xFE	253 data bytes	The 253 data bytes, followed by a zero byte
0xFF	254 data bytes	The 254 data bytes, <b>not</b> followed by a zero byte



# COBS Encoding in Detail

- "Phantom zero" is appended to input to resolve ambiguity in final code block:

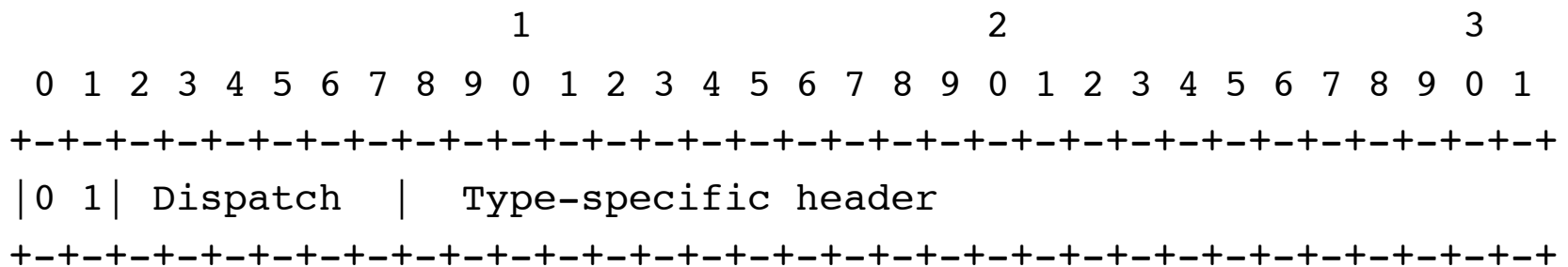


- An arbitrary octet (e.g. 0x55) may be removed by XOR-ing it over the COBS output stream
- COBS overhead:
  - At least, one octet
  - At most, one octet in 255 (6 octets in 1501;  $\approx 0.4\%$ )



# LoBAC Encapsulation

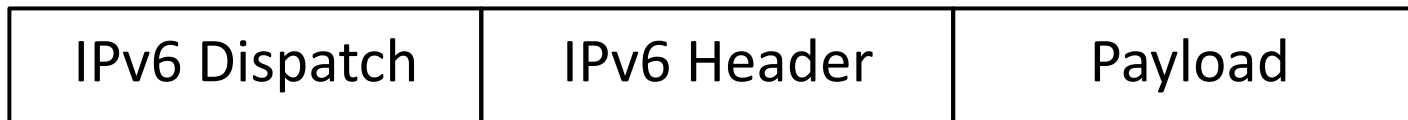
- Uses 6LoWPAN Dispatch Header [RFC 4944]:



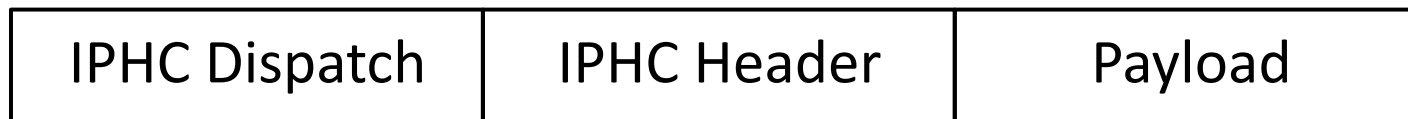
Pattern	Header Type
00 XXXXXX	NALP – Not a LoWPAN (LoBAC) frame
01 000000	ESC – Additional Dispatch octet follows
01 000001	IPv6 – Uncompressed IPv6 header
...	Reserved by RFC 4944
01 1XXXXX	LOWPAN_IPHC – Compressed IPv6 header

# LoBAC Encapsulation (cont.)

- No mesh, broadcast, or fragmentation headers
  - Two options remain:



A LoBAC encapsulated IPv6 datagram



A LoBAC encapsulated LOWPAN\_IPHC  
[RFC 6282] compressed datagram


# IPHC Compression [RFC 6282]

- Assumes some 6LBR-like behavior, e.g. context distribution
- Uses 6LoWPAN short address format, formed by appending 8-bit MS/TP address to the octet 0x00
  - For example, an MS/TP node with a MAC address of 0x4F results in the following IPHC short address:

```
| 0                1 |  
| 0                5 |  
+-----+  
| 0000000001001111 |  
+-----+
```

# Stateless Address Autoconfiguration

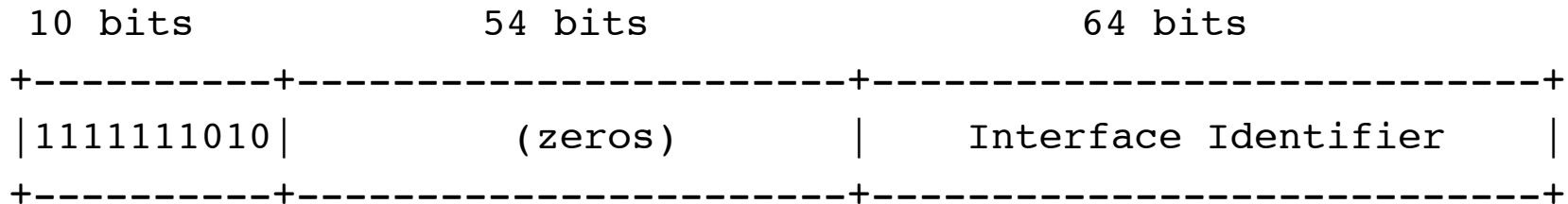
- Typically, 8-bit MAC address is appended to the seven octets 0x00, 0x00, 0x00, 0xFF, 0xFE, 0x00
  - For example, an MS/TP node with a MAC address of 0x4F results in the following Interface ID:



- An EUI-64 **may** be used for the Interface Identifier
  - In this case there **must** be a way to map the IID to an 8-bit MAC address (e.g. registration or DAD)

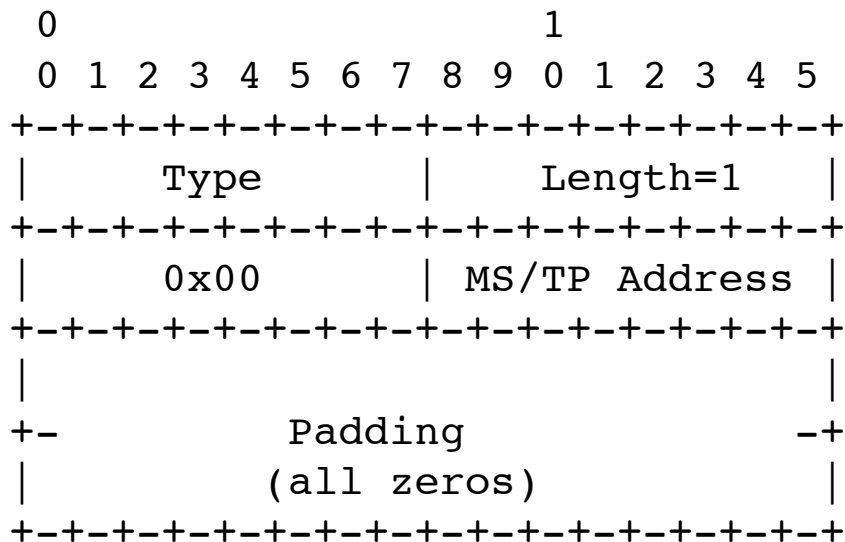
# IPv6 Link Local Address

- The IPv6 link-local address [RFC 4291] for an MS/TP interface is formed by appending the Interface Identifier (defined in previous slide) to the prefix FE80::/64:



# Unicast Address Mapping

- The Source/Target Link-Layer Address option has the following form when the link layer is MS/TP and the addresses are 8-bit MS/TP MAC addresses:



Option fields:

Type:

- 1 = Source Link-layer address
- 2 = Target Link-layer address

Length:

The value of this field is  
1 for 8-bit MS/TP addresses

MS/TP Address:

The 8-bit MAC address in  
canonical bit order

# Multicast Address Mapping

- MS/TP only supports link-local broadcast
- Uses 6LoWPAN short address format, formed by appending 0xFF to the octet 0x00
  - All IPv6 multicasts on the MS/TP link map to the following IPhc short destination address:

```
| 0                               1 |  
| 0                               5 |  
+-----+  
| 0000000011111111 |  
+-----+
```

# Thank You

- What remains to be done for WGLC? Please review draft-ietf-6man-6lobac and comment.
- Questions?